



Table of Contents

- Notices 5
- Edge Profiles 6
- Standard Natural Wood Veneer Finishes..... 7
- Standard HPL Finishes..... 8
- Curated Cambria Quartz Designs 9
- Table Colors 9
- Power Options.....10
- Specifying10
- Symposia Presentation Tables 11
- Open Center Round Presentation Table Pricing13
- Open Center "C" Presentation Table Pricing14
- Open Center Oval Presentation Table Pricing15
- Open Center Rectangle Presentation Table Pricing 16
- U-Shape Presentation Table Pricing.....17
- Arc U-Shape Presentation Table Pricing.....18
- V-Shape Presentation Table Pricing..... 19
- Arc V-Shape Presentation Table Pricing.....20
- Wide U Presentation Table Pricing.....21
- Arc Wide U Presentation Table Pricing..... 22
- Horseshoe Presentation Table Pricing 23
- Symposia Conference Tables24
- Round Conference Table Pricing.....26
- Square Conference Table Pricing.....26
- Rectangle Conference Table Pricing 27
- Arc Rectangle Conference Table Pricing28
- Boat T Conference Table Pricing.....29
- Arc Boat Conference Table Pricing..... 30
- Racetrack Conference Table Pricing.....31
- Viewpoint Conference Table Pricing..... 32

Notices

Terms and Conditions of Sale

For the latest version of our Terms and Conditions, please visit the Nevers website:

<https://www.nevers.com/about-nevers/terms-conditions/>.

Warranty

Nevers Industries, Maple Grove, MN warrants its products to be free from defects in material and workmanship for 10 years from the date of shipment to the customer.

To view the full language of our warranty, please visit the Nevers website:

<https://www.nevers.com/about-nevers/peace-of-mind-warranty/>.

General Specifications

Information on general specifications is listed on the Nevers website:

<https://www.nevers.com/about-nevers/general-specifications/>.

Edge Profiles

Wood




AA - Step Radius



AP - Premium Knife



AB - Reverse Bevel



AZ - Bullnose



AE - Eased Lineal

Laminate




LV - Laminate 3mm PVC

Standard Natural Wood Veneer Finishes


All finishes are 20-degree sheen



AM1
Ribbon Mahogany



AM2
Dark Mahogany



AM3
Royal Mahogany



AM4
Ebonized Mahogany



BC1
Amber Cherry




BW1
Natural Walnut




BW2
Quartered Walnut




BW3
American Walnut




BW4
Noble Walnut



BW5
Heritage Walnut




BW6
Midtown Walnut



NM1
Natural Maple



WO1
Natural Oak



WO2
Natural Rift Oak

Large images are available online at www.nevers.com/resources/finishes-profiles/veneer/.

Standard HPL Finishes

If you prefer laminate finishes for your tables, no problem. Nevers works with major laminate manufacturers. The product pricing in this document is based on Wilsonart HPL finishes selected from that manufacturer’s “standard” or “non-premium” lines.

If you have a specific other manufacturer or laminate selection type in mind, contact Nevers to verify both pricing and availability.

***NOTE: ACCEPTABLE LAMINATE SELECTIONS IN ALL CASES ARE ALWAYS SUBJECT TO UNFORESEEN PRICE ADJUSTMENTS AND MAY CAUSE PROJECT LEAD TIME VARIANCES DUE TO THAT. FACTORY AVAILABILITY, NON-FACTORY INVENTORIED SPECIAL PRICING OR MINIMUM ORDERS ON LAMINATES WILL NEED TO BE PRICED SEPARATELY.**



To view the Nevers curated Wilsonart standard laminate selections, visit our website (www.nevers.com) and use the drop-down menu under (RESOURCES). The direct address is: www.nevers.com/resources/finishes-profiles/laminate-designs/

Curated Cambria Quartz Designs



Cambria offers the broadest and most innovative design palette in the industry. From timeless classics to cutting-edge contemporary, you're sure to find the perfect selection to complement your Nevers furniture project.

Both Cambria and Nevers are Minnesota companies separated by only a few miles. Cambria is our first partner of choice, not only because of their proximity to us but also for their well-established position as a world-class supplier of stunning quartz surface material. No other company has a variety of designs. No peer can deliver a more professional degree of sales, fabrication, installation, and service assistance.

Nevers provides Cambria quartz designs for tops and bases on a custom design and order basis. If you would like to incorporate quartz surfaces into your project, please contact Nevers.

Table Colors

Table Reveal Paint



Black - BL



Silver Fog - C1

Table Inlay Metal



M1 Black



M2 Silver

Power Options

Power option pricing and specifications may be found in the Nevers Power Option price list. You can download your copy from our website: www.nevers.com

Specifying

Orders for Nevers products are constructed from your submission of a string of codes in this price list (typically the codes should be separated by slashes). These codes are applied to quotes as well as to sales orders. The codes move from left to right describing the major elements of the product down to options and preferences.

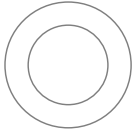
Nevers Symposia tables include bases as a single unit. The tabletop and the bases are specified at the same time. You will have to provide the codes for both construction elements.

An Example of A Finished Code String: **Y/TPA/AE/14430/BW1**


Symposia Presentation Tables

These tables are inspired by the ancient Greek dialogues on philosophical and political issues. The sumptuous lines and elegant curves foster conversations by turning meetings into a collective gathering at which there is a free interchange of ideas and intellect. The tables are offered in a nearly unlimited collection of designs for greater versatility.

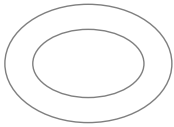
Open Center Round



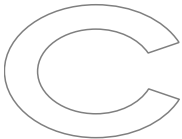
Open Center "C"



Open Center Oval




Horseshoe



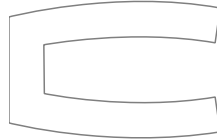
Open Center Rectangle



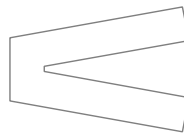
U-Shape



Arc U-Shape




V-Shape



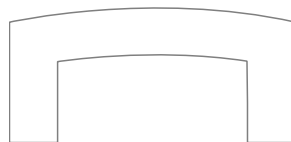
Arc V-Shape



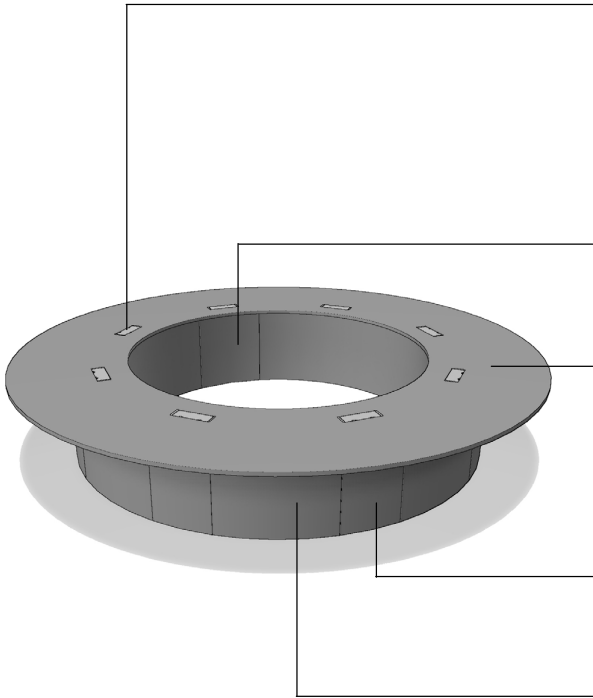
Wide U



Arc Wide U



Symposia Presentation Table Description



Power, Voice, And Data

The Infinity Base is specifically designed to allow technology to be installed before the tabletop is attached. The interior offers multiple heights for wire management as well as continuous wire management running the full perimeter of the table. Nevers offers a wide variety of power options and the flexibility to incorporate your AV provider’s mics and technology.

The Pass-Thru Door

The pass-thru door allows quick access to the interior of the table, only featured on closed-shape tapes (e.g. Round, Rectangle, and Oval).

The Tabletop

Symposia tables are built using a 1-3/16” thick core. Tables are available in a variety of shapes, sizes, materials, and finishes. Veneer tables are always sequenced, and book-matched to maximize the beauty of the natural wood grain. Our finishes are hand-applied and hand-sanded.

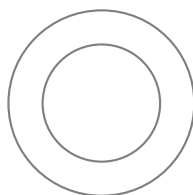
The Access Door

Every Infinity Base comes standard with a hinged access door adjacent to every power unit which provides easy access to the hollow interior of the base.

The Infinity Base

The shape of the Infinity Base echoes the shape of the tabletop for elegant continuity of design. The base’s engineering allows a generous 20” of clear legroom on 36” deep tops and 18” on 30” deep tops. The base is the full height from the underside of the table to the levelers at the finished floor and is finished on both sides, which graciously performs as a modesty panel for everyone seated at the table.

Open Center Round Presentation Table Pricing



30" Deep

| MODEL NO. | LENGTH | HEIGHT | SEATS | veneER | LAMINATE |
|-------------|--------|--------|-------|-----------|-----------|
| Y/TPA/14430 | 144 | 29 | 14-16 | \$57,142 | \$48,056 |
| Y/TPA/16830 | 168 | 29 | 16-18 | \$70,072 | \$58,931 |
| Y/TPA/19230 | 192 | 29 | 18-20 | \$81,890 | \$68,869 |
| Y/TPA/21630 | 216 | 29 | 20-22 | \$91,310 | \$76,792 |
| Y/TPA/24030 | 240 | 29 | 22-24 | \$104,895 | \$88,217 |
| Y/TPA/26430 | 264 | 29 | 24-26 | \$113,781 | \$95,690 |
| Y/TPA/28830 | 288 | 29 | 26-28 | \$122,502 | \$105,824 |
| Y/TPA/31230 | 312 | 29 | 28-30 | \$134,517 | \$113,129 |

36" Deep

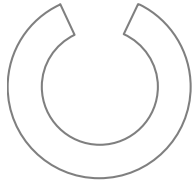
| MODEL NO. | LENGTH | HEIGHT | SEATS | veneER | LAMINATE |
|-------------|--------|--------|-------|-----------|-----------|
| Y/TPA/14436 | 144 | 29 | 14-16 | \$64,358 | \$54,125 |
| Y/TPA/16836 | 168 | 29 | 16-18 | \$73,809 | \$62,073 |
| Y/TPA/19236 | 192 | 29 | 18-20 | \$85,394 | \$71,816 |
| Y/TPA/21636 | 216 | 29 | 20-22 | \$94,245 | \$79,260 |
| Y/TPA/24036 | 240 | 29 | 22-24 | \$107,363 | \$90,292 |
| Y/TPA/26436 | 264 | 29 | 24-26 | \$116,768 | \$99,98 |
| Y/TPA/28836 | 288 | 29 | 26-28 | \$130,186 | \$109,486 |
| Y/TPA/31236 | 312 | 29 | 28-30 | \$142,806 | \$120,100 |

EDGE CODES: Tops delivered price includes one edge profile type, either in wood or laminate. Choose from the edge codes below and reference our edge list for larger images of profiles.

WOOD: AA (Step Radius); AB (Reverse Bevel); AE (Eased Lineal); AP (Knife); AZ (bullnose)

LAMINATE: LV (Lineal PVC)

Open Center "C" Presentation Table Pricing



30" Deep

| MODEL NO. | LENGTH | HEIGHT | SEATS | veneER | LAMINATE |
|-------------|--------|--------|-------|-----------|-----------|
| Y/TPC/14430 | 144 | 29 | 12-13 | \$50,447 | \$42,426 |
| Y/TPC/16830 | 168 | 29 | 14-15 | \$63,976 | \$53,804 |
| Y/TPC/19230 | 192 | 29 | 16-17 | \$76,106 | \$64,005 |
| Y/TPC/21630 | 216 | 29 | 18-19 | \$85,550 | \$71,948 |
| Y/TPC/24030 | 240 | 29 | 20-21 | \$95,393 | \$80,226 |
| Y/TPC/26430 | 264 | 29 | 22-23 | \$105,081 | \$88,373 |
| Y/TPC/28830 | 288 | 29 | 24-25 | \$114,877 | \$96,612 |
| Y/TPC/31230 | 312 | 29 | 26-27 | \$125,599 | \$105,629 |

36" Deep

| MODEL NO. | LENGTH | HEIGHT | SEATS | veneER | LAMINATE |
|-------------|--------|--------|-------|-----------|-----------|
| Y/TPC/14436 | 144 | 29 | 11-13 | \$52,928 | \$44,512 |
| Y/TPC/16836 | 168 | 29 | 13-15 | \$69,684 | \$58,604 |
| Y/TPC/19236 | 192 | 29 | 15-17 | \$78,916 | \$66,368 |
| Y/TPC/21636 | 216 | 29 | 17-19 | \$88,479 | \$74,411 |
| Y/TPC/24036 | 240 | 29 | 19-21 | \$98,673 | \$82,984 |
| Y/TPC/26436 | 264 | 29 | 21-23 | \$108,422 | \$91,183 |
| Y/TPC/28836 | 288 | 29 | 23-25 | \$118,275 | \$99,469 |
| Y/TPC/31236 | 312 | 29 | 25-27 | \$129,096 | \$108,570 |

Connector Tables

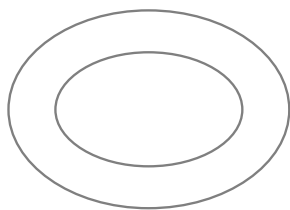
| | | | | | |
|-------------|--------|----|-----|---------|---------|
| Y/TRC/03000 | VARIES | 29 | 2-3 | \$9,540 | \$8,023 |
| Y/TRC/03600 | VARIES | 29 | 2-3 | \$9,867 | \$8,988 |

EDGE CODES: Tops delivered price includes one edge profile type, either in wood or laminate. Choose from the edge codes below and reference our edge list for larger images of profiles.

WOOD: AA (Step Radius); AB (Reverse Bevel); AE (Eased Lineal); AP (Knife); AZ (bullnose)

LAMINATE: LV (Lineal PVC)

Open Center Oval Presentation Table Pricing



30" Deep

| MODEL NO. | LENGTH | WIDTH | HEIGHT | SEATS | VENEER | LAMINATE |
|-------------|--------|-------|--------|-------|-----------|-----------|
| Y/TPO/15630 | 156 | 132 | 29 | 15-16 | \$59,906 | \$50,381 |
| Y/TPO/18630 | 186 | 144 | 29 | 17-18 | \$69,867 | \$58,758 |
| Y/TPO/21630 | 216 | 156 | 29 | 19-20 | \$81,739 | \$68,742 |
| Y/TPO/24630 | 246 | 168 | 29 | 21-22 | \$88,492 | \$74,422 |
| Y/TPO/27630 | 276 | 180 | 29 | 23-24 | \$100,198 | \$84,267 |
| Y/TPO/30630 | 306 | 192 | 29 | 25-26 | \$107,780 | \$95,643 |
| Y/TPO/33630 | 336 | 210 | 29 | 27-28 | \$120,527 | \$101,363 |
| Y/TPO/36630 | 366 | 222 | 29 | 29-30 | \$131,457 | \$110,555 |

36" Deep

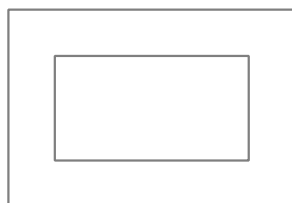
| MODEL NO. | LENGTH | WIDTH | HEIGHT | SEATS | VENEER | LAMINATE |
|-------------|--------|-------|--------|-------|-----------|-----------|
| Y/TPO/15636 | 156 | 132 | 29 | 15-16 | \$62,693 | \$52,725 |
| Y/TPO/18636 | 186 | 144 | 29 | 17-18 | \$71,321 | \$59,981 |
| Y/TPO/21636 | 216 | 156 | 29 | 19-20 | \$82,882 | \$69,704 |
| Y/TPO/24636 | 246 | 168 | 29 | 21-22 | \$89,720 | \$77,455 |
| Y/TPO/27636 | 276 | 180 | 29 | 23-24 | \$101,841 | \$85,648 |
| Y/TPO/30636 | 306 | 192 | 29 | 25-26 | \$110,035 | \$98,539 |
| Y/TPO/33636 | 336 | 210 | 29 | 27-28 | \$124,849 | \$104,998 |
| Y/TPO/36636 | 366 | 222 | 29 | 29-30 | \$137,848 | \$115,930 |

EDGE CODES: Tops delivered price includes one edge profile type, either in wood or laminate. Choose from the edge codes below and reference our edge list for larger images of profiles.

WOOD: AA (Step Radius); AB (Reverse Bevel); AE (Eased Lineal); AP (Knife); AZ (bullnose)

LAMINATE: LV (Lineal PVC)

Open Center Rectangle Presentation Table Pricing



30" Deep

| MODEL NO. | LENGTH | WIDTH | HEIGHT | SEATS | VENEER | LAMINATE |
|-------------|--------|-------|--------|-------|-----------|----------|
| Y/TPR/13230 | 132 | 132 | 29 | 14-16 | \$46,518 | \$39,122 |
| Y/TPR/16230 | 162 | 132 | 29 | 16-18 | \$52,599 | \$44,236 |
| Y/TPR/19230 | 192 | 132 | 29 | 18-20 | \$59,050 | \$49,661 |
| Y/TPR/22230 | 222 | 132 | 29 | 20-22 | \$65,289 | \$54,908 |
| Y/TPR/25230 | 152 | 132 | 29 | 22-24 | \$72,420 | \$60,905 |
| Y/TPR/28230 | 282 | 132 | 29 | 24-26 | \$78,563 | \$66,071 |
| Y/TPR/31230 | 312 | 132 | 29 | 26-28 | \$85,743 | \$72,110 |
| Y/TPR/34230 | 342 | 132 | 29 | 28-30 | \$91,001 | \$76,532 |
| Y/TPR/37230 | 372 | 132 | 29 | 30-32 | \$98,204 | \$82,590 |
| Y/TPR/40230 | 402 | 132 | 29 | 32-34 | \$105,914 | \$89,074 |

36" Deep

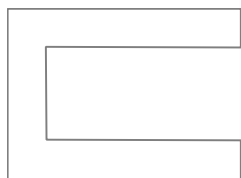
| MODEL NO. | LENGTH | WIDTH | HEIGHT | SEATS | VENEER | LAMINATE |
|-------------|--------|-------|--------|-------|-----------|----------|
| Y/TPR/13236 | 132 | 132 | 29 | 14-16 | \$48,101 | \$40,453 |
| Y/TPR/16236 | 162 | 132 | 29 | 16-18 | \$54,052 | \$45,458 |
| Y/TPR/19236 | 192 | 132 | 29 | 18-20 | \$61,448 | \$51,678 |
| Y/TPR/22236 | 222 | 132 | 29 | 20-22 | \$68,294 | \$57,435 |
| Y/TPR/25236 | 152 | 132 | 29 | 22-24 | \$76,185 | \$64,072 |
| Y/TPR/28236 | 282 | 132 | 29 | 24-26 | \$82,707 | \$69,557 |
| Y/TPR/31236 | 312 | 132 | 29 | 26-28 | \$92,575 | \$77,856 |
| Y/TPR/34236 | 342 | 132 | 29 | 28-30 | \$95,764 | \$80,538 |
| Y/TPR/37236 | 372 | 132 | 29 | 30-32 | \$103,247 | \$86,831 |
| Y/TPR/40236 | 402 | 132 | 29 | 32-34 | \$111,916 | \$94,121 |

EDGE CODES: Tops delivered price includes one edge profile type, either in wood or laminate. Choose from the edge codes below and reference our edge list for larger images of profiles.

WOOD: AA (Step Radius); AB (Reverse Bevel); AE (Eased Lineal); AP (Knife); AZ (bullnose)

LAMINATE: LV (Lineal PVC)

U-Shape Presentation Table Pricing



30" Deep

| MODEL NO. | LENGTH | WIDTH | HEIGHT | SEATS | VENEER | LAMINATE |
|-------------|--------|-------|--------|-------|-----------|----------|
| Y/TPU/12030 | 120 | 132 | 29 | 10-12 | \$36,467 | \$30,669 |
| Y/TPU/15030 | 150 | 132 | 29 | 12-14 | \$44,088 | \$37,078 |
| Y/TPU/18030 | 180 | 132 | 29 | 14-16 | \$51,900 | \$43,648 |
| Y/TPU/21030 | 210 | 132 | 29 | 16-18 | \$58,550 | \$49,241 |
| Y/TPU/24030 | 240 | 132 | 29 | 18-20 | \$66,418 | \$55,858 |
| Y/TPU/27030 | 270 | 132 | 29 | 20-22 | \$73,508 | \$61,820 |
| Y/TPU/30030 | 300 | 132 | 29 | 22-24 | \$80,582 | \$67,769 |
| Y/TPU/33030 | 330 | 132 | 29 | 24-26 | \$90,211 | \$75,867 |
| Y/TPU/36030 | 360 | 132 | 29 | 26-28 | \$96,813 | \$81,420 |
| Y/TPU/39030 | 390 | 132 | 29 | 28-30 | \$102,584 | \$86,273 |

36" Deep

| MODEL NO. | LENGTH | WIDTH | HEIGHT | SEATS | VENEER | LAMINATE |
|-------------|--------|-------|--------|-------|-----------|----------|
| Y/TPU/12036 | 120 | 132 | 29 | 10-12 | \$39,502 | \$33,221 |
| Y/TPU/15036 | 150 | 132 | 29 | 12-14 | \$46,525 | \$41,365 |
| Y/TPU/18036 | 180 | 132 | 29 | 14-16 | \$53,972 | \$45,390 |
| Y/TPU/21036 | 210 | 132 | 29 | 16-18 | \$61,185 | \$51,457 |
| Y/TPU/24036 | 240 | 132 | 29 | 18-20 | \$69,208 | \$58,204 |
| Y/TPU/27036 | 270 | 132 | 29 | 20-22 | \$76,018 | \$63,931 |
| Y/TPU/30036 | 300 | 132 | 29 | 22-24 | \$83,772 | \$72,465 |
| Y/TPU/33036 | 330 | 132 | 29 | 24-26 | \$92,314 | \$77,636 |
| Y/TPU/36036 | 360 | 132 | 29 | 26-28 | \$98,665 | \$84,911 |
| Y/TPU/39036 | 390 | 132 | 29 | 28-30 | \$105,612 | \$90,828 |

Connector Table

| | | | | | | |
|-------------|-----------|----|----|-----|---------|---------|
| Y/TRU/07230 | VARIABLES | 30 | 29 | 2-3 | \$6,643 | \$6,587 |
| Y/TRU/07236 | VARIABLES | 36 | 29 | 2-3 | \$6,921 | \$7,359 |

EDGE CODES: Tops delivered price includes one edge profile type, either in wood or laminate. Choose from the edge codes below and reference our edge list for larger images of profiles.

WOOD: AA (Step Radius); AB (Reverse Bevel); AE (Eased Lineal); AP (Knife); AZ (bullnose)

LAMINATE: LV (Lineal PVC)

Arc U-Shape Presentation Table Pricing



30" Deep (90" Wide Head End)

| MODEL NO. | LENGTH | WIDTH | HEIGHT | SEATS | veneER | LAMINATE |
|-------------|--------|-------|--------|-------|-----------|-----------|
| Y/TPD/12030 | 120 | 104 | 29 | 9-10 | \$42,858 | \$36,044 |
| Y/TPD/15030 | 150 | 116 | 29 | 10-12 | \$53,636 | \$45,108 |
| Y/TPD/18030 | 180 | 116 | 29 | 12-14 | \$60,496 | \$50,877 |
| Y/TPD/21030 | 210 | 133 | 29 | 14-15 | \$69,628 | \$58,557 |
| Y/TPD/24030 | 240 | 133 | 29 | 16-17 | \$78,342 | \$65,886 |
| Y/TPD/27030 | 270 | 154 | 29 | 18-19 | \$87,938 | \$73,956 |
| Y/TPD/30030 | 300 | 154 | 29 | 20-21 | \$95,266 | \$80,119 |
| Y/TPD/33030 | 330 | 179 | 29 | 22-23 | \$107,385 | \$90,311 |
| Y/TPD/36030 | 360 | 179 | 29 | 24-25 | \$115,137 | \$96,830 |
| Y/TPD/39030 | 390 | 211 | 29 | 26-27 | \$124,135 | \$104,398 |

36" Deep (90" Wide Head End)

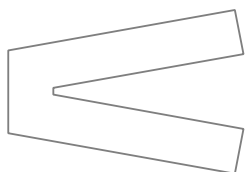
| MODEL NO. | LENGTH | WIDTH | HEIGHT | SEATS | veneER | LAMINATE |
|-------------|--------|-------|--------|-------|-----------|-----------|
| Y/TPD/12036 | 120 | 104 | 29 | 8-9 | \$45,121 | \$37,947 |
| Y/TPD/15036 | 150 | 116 | 29 | 10-11 | \$55,451 | \$46,634 |
| Y/TPD/18036 | 180 | 116 | 29 | 12-13 | \$61,316 | \$51,567 |
| Y/TPD/21036 | 210 | 133 | 29 | 14-15 | \$73,141 | \$61,512 |
| Y/TPD/24036 | 240 | 133 | 29 | 16-17 | \$82,127 | \$69,069 |
| Y/TPD/27036 | 270 | 154 | 29 | 18-19 | \$91,913 | \$77,299 |
| Y/TPD/30036 | 300 | 154 | 29 | 20-21 | \$99,502 | \$83,681 |
| Y/TPD/33036 | 330 | 179 | 29 | 22-23 | \$111,080 | \$93,418 |
| Y/TPD/36036 | 360 | 179 | 29 | 24-25 | \$118,909 | \$100,002 |
| Y/TPD/39036 | 390 | 211 | 29 | 26-27 | \$128,069 | \$107,706 |

EDGE CODES: Tops delivered price includes one edge profile type, either in wood or laminate. Choose from the edge codes below and reference our edge list for larger images of profiles.

WOOD: AA (Step Radius); AB (Reverse Bevel); AE (Eased Lineal); AP (Knife); AZ (bullnose)

LAMINATE: LV (Lineal PVC)

V-Shape Presentation Table Pricing



30" Deep (66" Wide Head End)

| MODEL NO. | LENGTH | WIDTH | HEIGHT | SEATS | veneER | LAMINATE |
|-------------|--------|-------|--------|-------|----------|----------|
| Y/TPV/12030 | 120 | 109 | 29 | 7-9 | \$32,000 | \$26,912 |
| Y/TPV/15030 | 150 | 120 | 29 | 9-11 | \$38,844 | \$32,668 |
| Y/TPV/18030 | 180 | 131 | 29 | 11-13 | \$45,694 | \$38,429 |
| Y/TPV/21030 | 210 | 141 | 29 | 13-15 | \$51,418 | \$43,243 |
| Y/TPV/24030 | 240 | 152 | 29 | 15-17 | \$59,278 | \$49,853 |
| Y/TPV/27030 | 270 | 163 | 29 | 17-19 | \$64,473 | \$54,222 |
| Y/TPV/30030 | 300 | 174 | 29 | 19-21 | \$72,777 | \$61,205 |
| Y/TPV/33030 | 330 | 185 | 29 | 21-23 | \$81,041 | \$68,155 |
| Y/TPV/36030 | 360 | 195 | 29 | 23-25 | \$84,948 | \$71,441 |
| Y/TPV/39030 | 390 | 206 | 29 | 25-27 | \$90,866 | \$76,418 |

36" Deep (66" Wide Head End)

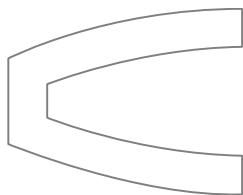
| MODEL NO. | LENGTH | WIDTH | HEIGHT | SEATS | veneER | LAMINATE |
|-------------|--------|-------|--------|-------|----------|----------|
| Y/TPV/12036 | 120 | 109 | 29 | 7-9 | \$34,511 | \$29,024 |
| Y/TPV/15036 | 150 | 120 | 29 | 9-11 | \$41,368 | \$34,790 |
| Y/TPV/18036 | 180 | 131 | 29 | 11-13 | \$48,228 | \$40,560 |
| Y/TPV/21036 | 210 | 141 | 29 | 13-15 | \$54,099 | \$45,497 |
| Y/TPV/24036 | 240 | 152 | 29 | 15-17 | \$62,014 | \$52,154 |
| Y/TPV/27036 | 270 | 163 | 29 | 17-19 | \$67,049 | \$56,388 |
| Y/TPV/30036 | 300 | 174 | 29 | 19-21 | \$75,865 | \$63,802 |
| Y/TPV/33036 | 330 | 185 | 29 | 21-23 | \$84,285 | \$70,884 |
| Y/TPV/36036 | 360 | 195 | 29 | 23-25 | \$88,158 | \$74,141 |
| Y/TPV/39036 | 390 | 206 | 29 | 25-27 | \$94,178 | \$79,204 |

EDGE CODES: Tops delivered price includes one edge profile type, either in wood or laminate. Choose from the edge codes below and reference our edge list for larger images of profiles.

WOOD: AA (Step Radius); AB (Reverse Bevel); AE (Eased Lineal); AP (Knife); AZ (bullnose)

LAMINATE: LV (Lineal PVC)

Arc V-Shape Presentation Table Pricing



30" Deep (66" Wide Head End)

| MODEL NO. | LENGTH | WIDTH | HEIGHT | SEATS | veneER | LAMINATE |
|-------------|--------|-------|--------|-------|-----------|----------|
| Y/TPE/12030 | 120 | 119 | 29 | 7-9 | \$41,916 | \$35,251 |
| Y/TPE/15030 | 150 | 131 | 29 | 9-11 | \$52,578 | \$44,218 |
| Y/TPE/18030 | 180 | 144 | 29 | 11-13 | \$59,553 | \$50,084 |
| Y/TPE/21030 | 210 | 156 | 29 | 13-15 | \$68,401 | \$57,525 |
| Y/TPE/24030 | 240 | 170 | 29 | 15-17 | \$77,697 | \$65,343 |
| Y/TPE/27030 | 270 | 186 | 29 | 17-19 | \$87,149 | \$73,292 |
| Y/TPE/30030 | 300 | 202 | 29 | 19-21 | \$94,249 | \$79,263 |
| Y/TPE/33030 | 330 | 216 | 29 | 21-23 | \$106,536 | \$89,597 |

36" Deep (66" Wide Head End)


| MODEL NO. | LENGTH | WIDTH | HEIGHT | SEATS | veneER | LAMINATE |
|-------------|--------|-------|--------|-------|-----------|----------|
| Y/TPE/12036 | 120 | 119 | 29 | 7-9 | \$44,902 | \$37,763 |
| Y/TPE/15036 | 150 | 131 | 29 | 9-11 | \$55,581 | \$46,744 |
| Y/TPE/18036 | 180 | 144 | 29 | 11-13 | \$59,899 | \$50,375 |
| Y/TPE/21036 | 210 | 156 | 29 | 13-15 | \$71,218 | \$59,894 |
| Y/TPE/24036 | 240 | 170 | 29 | 15-17 | \$80,598 | \$67,783 |
| Y/TPE/27036 | 270 | 186 | 29 | 17-19 | \$90,158 | \$75,823 |
| Y/TPE/30036 | 300 | 202 | 29 | 19-21 | \$97,342 | \$81,865 |
| Y/TPE/33036 | 330 | 216 | 29 | 21-23 | \$109,142 | \$91,788 |

EDGE CODES: Tops delivered price includes one edge profile type, either in wood or laminate. Choose from the edge codes below and reference our edge list for larger images of profiles.

WOOD: AA (Step Radius); AB (Reverse Bevel); AE (Eased Lineal); AP (Knife); AZ (bullnose)

LAMINATE: LV (Lineal PVC)

Wide U Presentation Table Pricing



30" Deep

| MODEL NO. | LENGTH | WIDTH | HEIGHT | SEATS | VENEER | LAMINATE |
|-------------|--------|-------|--------|-------|----------|----------|
| Y/TPW/12030 | 120 | 84 | 29 | 7-8 | \$32,314 | \$27,176 |
| Y/TPW/15030 | 150 | 84 | 29 | 8-9 | \$38,367 | \$32,267 |
| Y/TPW/18030 | 180 | 84 | 29 | 9-10 | \$43,608 | \$36,674 |
| Y/TPW/21030 | 210 | 84 | 29 | 10-11 | \$49,421 | \$41,563 |
| Y/TPW/24030 | 240 | 84 | 29 | 11-12 | \$54,578 | \$45,900 |
| Y/TPW/27030 | 270 | 84 | 29 | 12-13 | \$60,416 | \$50,810 |
| Y/TPW/30030 | 300 | 84 | 29 | 13-14 | \$65,618 | \$55,185 |
| Y/TPW/33030 | 330 | 84 | 29 | 14-15 | \$72,470 | \$60,947 |
| Y/TPW/36030 | 360 | 84 | 29 | 15-16 | \$76,951 | \$64,716 |
| Y/TPW/39030 | 390 | 84 | 29 | 16-17 | \$81,764 | \$73,764 |

36" Deep

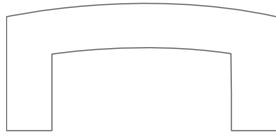
| MODEL NO. | LENGTH | WIDTH | HEIGHT | SEATS | VENEER | LAMINATE |
|-------------|--------|-------|--------|-------|----------|----------|
| Y/TPW/12036 | 120 | 84 | 29 | 7-8 | \$34,759 | \$29,232 |
| Y/TPW/15036 | 150 | 84 | 29 | 8-9 | \$40,917 | \$34,411 |
| Y/TPW/18036 | 180 | 84 | 29 | 9-10 | \$46,160 | \$38,821 |
| Y/TPW/21036 | 210 | 84 | 29 | 10-11 | \$52,037 | \$43,763 |
| Y/TPW/24036 | 240 | 84 | 29 | 11-12 | \$57,247 | \$48,145 |
| Y/TPW/27036 | 270 | 84 | 29 | 12-13 | \$63,127 | \$53,090 |
| Y/TPW/30036 | 300 | 84 | 29 | 13-14 | \$68,421 | \$57,542 |
| Y/TPW/33036 | 330 | 84 | 29 | 14-15 | \$75,301 | \$63,328 |
| Y/TPW/36036 | 360 | 84 | 29 | 15-16 | \$79,833 | \$67,140 |
| Y/TPW/39036 | 390 | 84 | 29 | 16-17 | \$84,714 | \$74,245 |

EDGE CODES: Tops delivered price includes one edge profile type, either in wood or laminate. Choose from the edge codes below and reference our edge list for larger images of profiles.

WOOD: AA (Step Radius); AB (Reverse Bevel); AE (Eased Lineal); AP (Knife); AZ (bullnose)

LAMINATE: LV (Lineal PVC)

Arc Wide U Presentation Table Pricing



30" Deep (78" Long Straight Wings)

| MODEL NO. | LENGTH | WIDTH | HEIGHT | SEATS | VENEER | LAMINATE |
|-------------|--------|-------|--------|-------|----------|----------|
| Y/TPF/12030 | 120 | 82 | 29 | 7-8 | \$36,831 | \$30,975 |
| Y/TPF/15030 | 150 | 84 | 29 | 8-9 | \$42,593 | \$35,821 |
| Y/TPF/18030 | 180 | 87 | 29 | 9-10 | \$50,359 | \$42,352 |
| Y/TPF/21030 | 210 | 90 | 29 | 10-11 | \$55,853 | \$46,972 |
| Y/TPF/24030 | 240 | 94 | 29 | 11-12 | \$63,047 | \$53,023 |
| Y/TPF/27030 | 270 | 98 | 29 | 12-13 | \$68,923 | \$57,964 |
| Y/TPF/30030 | 300 | 103 | 29 | 13-14 | \$76,680 | \$64,488 |
| Y/TPF/33030 | 330 | 108 | 29 | 14-15 | \$83,190 | \$69,963 |
| Y/TPF/36030 | 360 | 114 | 29 | 15-16 | \$90,674 | \$76,257 |
| Y/TPF/39030 | 390 | 121 | 29 | 16-17 | \$96,501 | \$84,597 |

36" Deep (78" Long Straight Wings)

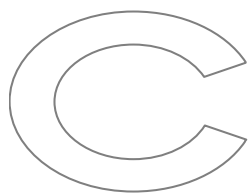
| MODEL NO. | LENGTH | WIDTH | HEIGHT | SEATS | VENEER | LAMINATE |
|-------------|--------|-------|--------|-------|----------|----------|
| Y/TPF/12036 | 120 | 82 | 29 | 7-8 | \$39,291 | \$33,044 |
| Y/TPF/15036 | 150 | 84 | 29 | 8-9 | \$45,030 | \$37,870 |
| Y/TPF/18036 | 180 | 87 | 29 | 9-10 | \$52,802 | \$44,406 |
| Y/TPF/21036 | 210 | 90 | 29 | 10-11 | \$58,345 | \$49,068 |
| Y/TPF/24036 | 240 | 94 | 29 | 11-12 | \$65,652 | \$55,213 |
| Y/TPF/27036 | 270 | 98 | 29 | 12-13 | \$71,531 | \$60,158 |
| Y/TPF/30036 | 300 | 103 | 29 | 13-14 | \$79,305 | \$66,696 |
| Y/TPF/33036 | 330 | 108 | 29 | 14-15 | \$85,346 | \$71,776 |
| Y/TPF/36036 | 360 | 114 | 29 | 15-16 | \$93,079 | \$78,279 |
| Y/TPF/39036 | 390 | 121 | 29 | 16-17 | \$98,758 | \$87,055 |

EDGE CODES: Tops delivered price includes one edge profile type, either in wood or laminate. Choose from the edge codes below and reference our edge list for larger images of profiles.

WOOD: AA (Step Radius); AB (Reverse Bevel); AE (Eased Lineal); AP (Knife); AZ (bullnose)

LAMINATE: LV (Lineal PVC)

Horseshoe Presentation Table Pricing



30" Deep

| MODEL NO. | LENGTH | WIDTH | HEIGHT | SEATS | VENEER | LAMINATE |
|-------------|--------|-------|--------|-------|-----------|----------|
| Y/TPH/13230 | 121 | 132 | 29 | 10-11 | \$46,402 | \$39,024 |
| Y/TPH/14430 | 153 | 144 | 29 | 12-13 | \$56,011 | \$47,105 |
| Y/TPH/15630 | 184 | 156 | 29 | 14-15 | \$67,399 | \$56,683 |
| Y/TPH/16830 | 216 | 168 | 29 | 16-17 | \$74,040 | \$62,268 |
| Y/TPH/18030 | 247 | 180 | 29 | 18-19 | \$88,081 | \$74,076 |
| Y/TPH/19230 | 278 | 192 | 29 | 20-21 | \$93,464 | \$80,603 |
| Y/TPH/21030 | 310 | 210 | 29 | 22-23 | \$105,888 | \$89,052 |
| Y/TPH/22230 | 341 | 222 | 29 | 24-25 | \$116,722 | \$98,163 |

36" Deep

| MODEL NO. | LENGTH | WIDTH | HEIGHT | SEATS | VENEER | LAMINATE |
|-------------|--------|-------|--------|-------|-----------|-----------|
| Y/TPH/13236 | 121 | 132 | 29 | 10-11 | \$50,006 | \$42,055 |
| Y/TPH/14436 | 153 | 144 | 29 | 12-13 | \$59,640 | \$50,157 |
| Y/TPH/15636 | 184 | 156 | 29 | 14-15 | \$69,597 | \$58,531 |
| Y/TPH/16836 | 216 | 168 | 29 | 16-17 | \$76,602 | \$64,422 |
| Y/TPH/18036 | 247 | 180 | 29 | 18-19 | \$88,887 | \$74,754 |
| Y/TPH/19236 | 278 | 192 | 29 | 20-21 | \$97,053 | \$83,622 |
| Y/TPH/21036 | 310 | 210 | 29 | 22-23 | \$109,623 | \$92,193 |
| Y/TPH/22236 | 341 | 222 | 29 | 24-25 | \$122,724 | \$103,211 |

Connector Table

| | | | | | | |
|-------------|-----------|----|----|-----|---------|---------|
| Y/TRH/03000 | VARIABLES | 30 | 29 | 2-3 | \$9,346 | \$7,860 |
| Y/TRH/03600 | VARIABLES | 36 | 29 | 2-3 | \$9,704 | \$8,661 |

EDGE CODES: Tops delivered price includes one edge profile type, either in wood or laminate. Choose from the edge codes below and reference our edge list for larger images of profiles.


WOOD: AA (Step Radius); AB (Reverse Bevel); AE (Eased Lineal); AP (Knife); AZ (bullnose)

LAMINATE: LV (Lineal PVC)

Symposia Conference Tables

Symposia Conference tables are exquisitely beautiful and agile. The tables are offered in sinuous and angular geometric options, with wood, metal, and laminate materials available for an unlimited collection of design versatility. The Infinity bases are specifically designed to provide luxurious leg room, multi-level wire management, and an elegant full-length modesty panel.

Round



Arc Boat



Rectangle



Racetrack



Arc Rectangle



Viewpoint



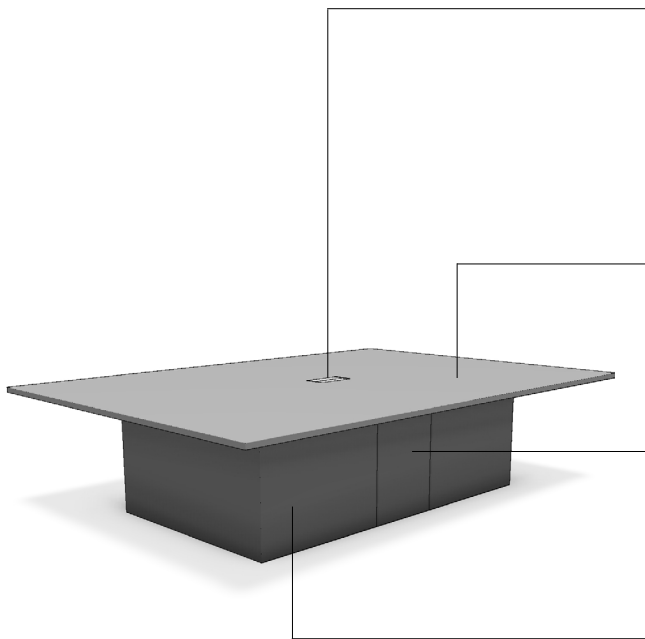
Boat



Square



Symposia Conference Table Description



Power, Voice, And Data

The Infinity Base is specifically designed to allow all of the power and technology to be installed before the tabletop is attached. The interior of the Infinity Base offers multiple heights for wire management as well as a spacious hollow interior for CPU storage, AV Amplifiers/equipment, and unimpeded core drill access. Nevers offers a wide variety of PVD options and the flexibility to incorporate your AV provider's microphones and technology.

The Tabletop

Tables are built using a 1-3/16" thick core and a variety of edge profiles. Tables are available in a variety of shapes, sizes, materials, and finishes. Veneer tables are always sequenced and book-matched to maximize the beauty of the natural wood grain. Our finishes are hand-applied and hand-sanded.


The Access Door

Every Infinity Base comes standard with a hinged access door which provides easy access to the hollow interior of the base. When power is ordered, the Infinity base will automatically be configured with an additional access door adjacent to every power unit.

The Infinity Base

The shape of the Infinity Base echoes the shape of the tabletop for elegant continuity of design. The base's engineering allows a generous 20" of clear legroom on 36" deep tops and 18" on 30" deep tops. The base is full height from the underside of the table to the levelers at the finished floor and is finished on both sides, which graciously performs as a modesty panel for everyone seated at the table.

Round Conference Table Pricing



| MODEL NO. | LENGTH | WIDTH | HEIGHT | SEATS | VENEER | LAMINATE |
|-------------|--------|-------|--------|-------|----------|----------|
| Y/TCA/08400 | 84 | - | 29 | 8-9 | \$21,284 | \$17,900 |
| Y/TCA/09600 | 96 | - | 29 | 9-10 | \$28,353 | \$23,845 |
| Y/TCA/10800 | 108 | - | 29 | 10-11 | \$33,925 | \$28,531 |
| Y/TCA/12000 | 120 | - | 29 | 11-12 | \$40,351 | \$33,935 |

EDGE CODES: Tops delivered price includes one edge profile type, either in wood or laminate. Choose from the edge codes below and reference our edge list for larger images of profiles.

WOOD: AA (Step Radius); AB (Reverse Bevel); AE (Eased Lineal); AP (Knife); AZ (bullnose)

LAMINATE: LV (Lineal PVC)

Square Conference Table Pricing



| MODEL NO. | LENGTH | WIDTH | HEIGHT | SEATS | VENEER | LAMINATE |
|-------------|--------|-------|--------|-------|----------|----------|
| Y/TCS/08484 | 84 | 84 | 29 | 8-9 | \$20,629 | \$17,349 |
| Y/TCS/09696 | 96 | 96 | 29 | 9-10 | \$26,981 | \$22,691 |
| Y/TCS/10808 | 108 | 108 | 29 | 10-11 | \$32,624 | \$27,437 |
| Y/TCS/12020 | 120 | 120 | 29 | 11-12 | \$39,461 | \$33,187 |

EDGE CODES: Tops delivered price includes one edge profile type, either in wood or laminate. Choose from the edge codes below and reference our edge list for larger images of profiles.

WOOD: AA (Step Radius); AB (Reverse Bevel); AE (Eased Lineal); AP (Knife); AZ (bullnose)

LAMINATE: LV (Lineal PVC)

Rectangle Conference Table Pricing



72" Wide

| MODEL NO. | LENGTH | WIDTH | HEIGHT | SEATS | VENEER | LAMINATE |
|-------------|--------|-------|--------|-------|----------|----------|
| Y/TCC/12072 | 120 | 72 | 29 | 10-12 | \$19,854 | \$16,697 |
| Y/TCC/14472 | 144 | 72 | 29 | 12-14 | \$24,014 | \$20,196 |
| Y/TCC/16872 | 168 | 72 | 29 | 14-16 | \$28,591 | \$24,045 |
| Y/TCC/19272 | 192 | 72 | 29 | 16-18 | \$32,575 | \$27,396 |
| Y/TCC/21672 | 216 | 72 | 29 | 18-20 | \$36,507 | \$30,702 |
| Y/TCC/24072 | 240 | 72 | 29 | 20-22 | \$40,270 | \$33,867 |
| Y/TCC/26472 | 264 | 72 | 29 | 22-24 | \$44,990 | \$37,837 |
| Y/TCC/28872 | 288 | 72 | 29 | 24-26 | \$48,925 | \$41,146 |
| Y/TCC/31272 | 312 | 72 | 29 | 26-28 | \$52,561 | \$44,204 |
| Y/TCC/33672 | 336 | 72 | 29 | 28-30 | \$64,541 | \$54,279 |
| Y/TCC/36072 | 360 | 72 | 29 | 30-32 | \$74,757 | \$62,871 |

84" Wide

| MODEL NO. | LENGTH | WIDTH | HEIGHT | SEATS | VENEER | LAMINATE |
|-------------|--------|-------|--------|-------|----------|----------|
| Y/TCC/12084 | 120 | 84 | 29 | 12-14 | \$22,496 | \$18,919 |
| Y/TCC/14484 | 144 | 84 | 29 | 14-16 | \$26,671 | \$22,430 |
| Y/TCC/16884 | 168 | 84 | 29 | 16-18 | \$31,082 | \$26,140 |
| Y/TCC/19284 | 192 | 84 | 29 | 18-20 | \$35,235 | \$29,633 |
| Y/TCC/21684 | 216 | 84 | 29 | 20-22 | \$39,134 | \$32,912 |
| Y/TCC/24084 | 240 | 84 | 29 | 22-24 | \$42,973 | \$36,140 |
| Y/TCC/26484 | 264 | 84 | 29 | 24-26 | \$47,720 | \$40,133 |
| Y/TCC/28884 | 288 | 84 | 29 | 26-28 | \$52,070 | \$43,791 |
| Y/TCC/31284 | 312 | 84 | 29 | 28-30 | \$55,872 | \$46,988 |
| Y/TCC/33684 | 336 | 84 | 29 | 30-32 | \$60,976 | \$51,281 |
| Y/TCC/36084 | 360 | 84 | 29 | 32-34 | \$64,061 | \$53,875 |

EDGE CODES: Tops delivered price includes one edge profile type, either in wood or laminate. Choose from the edge codes below and reference our edge list for larger images of profiles.

WOOD: AA (Step Radius); AB (Reverse Bevel); AE (Eased Lineal); AP (Knife); AZ (bullnose)

LAMINATE: LV (Lineal PVC)

Arc Rectangle Conference Table Pricing



72" Wide

| MODEL NO. | LENGTH | WIDTH | HEIGHT | SEATS | VENEER | LAMINATE |
|-------------|--------|-------|--------|-------|----------|----------|
| Y/TCD/12072 | 120 | 72 | 29 | 10-12 | \$20,890 | \$17,568 |
| Y/TCD/14472 | 144 | 72 | 29 | 12-14 | \$24,806 | \$20,862 |
| Y/TCD/16872 | 168 | 72 | 29 | 14-16 | \$27,848 | \$23,420 |
| Y/TCD/19272 | 192 | 72 | 29 | 16-18 | \$32,249 | \$27,121 |
| Y/TCD/21672 | 216 | 72 | 29 | 18-20 | \$36,433 | \$30,640 |
| Y/TCD/24072 | 240 | 72 | 29 | 20-22 | \$41,362 | \$34,785 |
| Y/TCD/26472 | 264 | 72 | 29 | 22-24 | \$46,264 | \$38,908 |
| Y/TCD/28872 | 288 | 72 | 29 | 24-26 | \$49,937 | \$41,997 |
| Y/TCD/31272 | 312 | 72 | 29 | 26-28 | \$55,449 | \$46,633 |
| Y/TCD/33672 | 336 | 72 | 29 | 28-30 | \$62,525 | \$52,584 |
| Y/TCD/36072 | 360 | 72 | 29 | 30-32 | \$69,838 | \$58,734 |

84" Wide

| MODEL NO. | LENGTH | WIDTH | HEIGHT | SEATS | VENEER | LAMINATE |
|-------------|--------|-------|--------|-------|----------|----------|
| Y/TCD/12084 | 120 | 84 | 29 | 12-14 | \$22,943 | \$19,295 |
| Y/TCD/14484 | 144 | 84 | 29 | 14-16 | \$26,908 | \$22,630 |
| Y/TCD/16884 | 168 | 84 | 29 | 16-18 | \$30,477 | \$25,631 |
| Y/TCD/19284 | 192 | 84 | 29 | 18-20 | \$34,422 | \$28,949 |
| Y/TCD/21684 | 216 | 84 | 29 | 20-22 | \$38,102 | \$32,044 |
| Y/TCD/24084 | 240 | 84 | 29 | 22-24 | \$43,578 | \$36,649 |
| Y/TCD/26484 | 264 | 84 | 29 | 24-26 | \$48,507 | \$40,794 |
| Y/TCD/28884 | 288 | 84 | 29 | 26-28 | \$52,632 | \$44,264 |
| Y/TCD/31284 | 312 | 84 | 29 | 28-30 | \$57,621 | \$48,459 |
| Y/TCD/33684 | 336 | 84 | 29 | 30-32 | \$62,950 | \$52,941 |
| Y/TCD/36084 | 360 | 84 | 29 | 32-34 | \$71,363 | \$60,016 |

EDGE CODES: Tops delivered price includes one edge profile type, either in wood or laminate. Choose from the edge codes below and reference our edge list for larger images of profiles.

WOOD: AA (Step Radius); AB (Reverse Bevel); AE (Eased Lineal); AP (Knife); AZ (bullnose)

LAMINATE: LV (Lineal PVC)

Boat Conference Table Pricing



56"/72" Wide

| MODEL NO. | LENGTH | WIDTH | HEIGHT | SEATS | VENEER | LAMINATE |
|-------------|--------|-------|--------|-------|----------|----------|
| Y/TCE/12072 | 120 | 56/72 | 29 | 10-12 | \$22,063 | \$18,555 |
| Y/TCE/14472 | 144 | 56/72 | 29 | 12-14 | \$26,202 | \$22,036 |
| Y/TCE/16872 | 168 | 56/72 | 29 | 14-16 | \$29,849 | \$25,103 |
| Y/TCE/19272 | 192 | 56/72 | 29 | 16-18 | \$33,657 | \$28,306 |
| Y/TCE/21672 | 216 | 56/72 | 29 | 18-20 | \$38,539 | \$32,411 |
| Y/TCE/24072 | 240 | 56/72 | 29 | 20-22 | \$43,810 | \$36,844 |
| Y/TCE/26472 | 264 | 56/72 | 29 | 22-24 | \$48,624 | \$40,893 |
| Y/TCE/28872 | 288 | 56/72 | 29 | 24-26 | \$52,712 | \$44,331 |
| Y/TCE/31272 | 312 | 56/72 | 29 | 26-28 | \$58,875 | \$49,514 |
| Y/TCE/33672 | 336 | 56/72 | 29 | 28-30 | \$66,003 | \$55,509 |
| Y/TCE/36072 | 360 | 56/72 | 29 | 30-32 | \$74,656 | \$62,786 |

68"/84" Wide

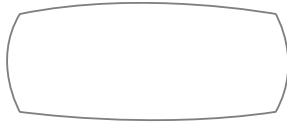
| MODEL NO. | LENGTH | WIDTH | HEIGHT | SEATS | VENEER | LAMINATE |
|-------------|--------|-------|--------|-------|----------|----------|
| Y/TCE/12084 | 120 | 68/84 | 29 | 12-14 | \$23,933 | \$20,128 |
| Y/TCE/14484 | 144 | 68/84 | 29 | 14-16 | \$28,120 | \$23,649 |
| Y/TCE/16884 | 168 | 68/84 | 29 | 16-18 | \$31,605 | \$26,580 |
| Y/TCE/19284 | 192 | 68/84 | 29 | 18-20 | \$35,648 | \$29,980 |
| Y/TCE/21684 | 216 | 68/84 | 29 | 20-22 | \$40,528 | \$34,084 |
| Y/TCE/24084 | 240 | 68/84 | 29 | 22-24 | \$45,846 | \$38,556 |
| Y/TCE/26484 | 264 | 68/84 | 29 | 24-26 | \$50,687 | \$42,628 |
| Y/TCE/28884 | 288 | 68/84 | 29 | 26-28 | \$55,226 | \$46,445 |
| Y/TCE/31284 | 312 | 68/84 | 29 | 28-30 | \$61,008 | \$51,308 |
| Y/TCE/33684 | 336 | 68/84 | 29 | 30-32 | \$68,726 | \$57,799 |
| Y/TCE/36084 | 360 | 68/84 | 29 | 32-34 | \$76,971 | \$64,733 |

EDGE CODES: Tops delivered price includes one edge profile type, either in wood or laminate. Choose from the edge codes below and reference our edge list for larger images of profiles.

WOOD: AA (Step Radius); AB (Reverse Bevel); AE (Eased Lineal); AP (Knife); AZ (bullnose)

LAMINATE: LV (Lineal PVC)

Arc Boat Conference Table Pricing



56”/72” Wide

| MODEL NO. | LENGTH | WIDTH | HEIGHT | SEATS | VENEER | LAMINATE |
|-------------|--------|-------|--------|-------|----------|----------|
| Y/TCF/12072 | 120 | 56/72 | 29 | 10-12 | \$22,715 | \$19,103 |
| Y/TCF/14472 | 144 | 56/72 | 29 | 12-14 | \$26,852 | \$22,583 |
| Y/TCF/16872 | 168 | 56/72 | 29 | 14-16 | \$30,501 | \$25,651 |
| Y/TCF/19272 | 192 | 56/72 | 29 | 16-18 | \$33,982 | \$28,579 |
| Y/TCF/21672 | 216 | 56/72 | 29 | 18-20 | \$38,786 | \$32,619 |
| Y/TCF/24072 | 240 | 56/72 | 29 | 20-22 | \$43,408 | \$36,506 |
| Y/TCF/26472 | 264 | 56/72 | 29 | 22-24 | \$48,626 | \$40,894 |
| Y/TCF/28872 | 288 | 56/72 | 29 | 24-26 | \$53,287 | \$44,814 |
| Y/TCF/31272 | 312 | 56/72 | 29 | 26-28 | \$59,122 | \$49,722 |
| Y/TCF/33672 | 336 | 56/72 | 29 | 28-30 | \$64,886 | \$54,569 |
| Y/TCF/36072 | 360 | 56/72 | 29 | 30-32 | \$67,494 | \$56,762 |

59”/84” Wide

| MODEL NO. | LENGTH | WIDTH | HEIGHT | SEATS | VENEER | LAMINATE |
|-------------|--------|-------|--------|-------|----------|----------|
| Y/TCF/12084 | 120 | 68/84 | 29 | 12-14 | \$24,526 | \$20,626 |
| Y/TCF/14484 | 144 | 68/84 | 29 | 14-16 | \$28,713 | \$24,148 |
| Y/TCF/16884 | 168 | 68/84 | 29 | 16-18 | \$32,198 | \$27,079 |
| Y/TCF/19284 | 192 | 68/84 | 29 | 18-20 | \$36,564 | \$30,750 |
| Y/TCF/21684 | 216 | 68/84 | 29 | 20-22 | \$40,068 | \$33,697 |
| Y/TCF/24084 | 240 | 68/84 | 29 | 22-24 | \$45,462 | \$38,234 |
| Y/TCF/26484 | 264 | 68/84 | 29 | 24-26 | \$51,033 | \$42,919 |
| Y/TCF/28884 | 288 | 68/84 | 29 | 26-28 | \$56,791 | \$47,761 |
| Y/TCF/31284 | 312 | 68/84 | 29 | 28-30 | \$61,846 | \$52,012 |
| Y/TCF/33684 | 336 | 68/84 | 29 | 30-32 | \$66,146 | \$55,629 |
| Y/TCF/36084 | 360 | 68/84 | 29 | 32-34 | \$69,887 | \$58,775 |

EDGE CODES: Tops delivered price includes one edge profile type, either in wood or laminate. Choose from the edge codes below and reference our edge list for larger images of profiles.

WOOD: AA (Step Radius); AB (Reverse Bevel); AE (Eased Lineal); AP (Knife); AZ (bullnose)

LAMINATE: LV (Lineal PVC)

Racetrack Conference Table Pricing



72" Wide

| MODEL NO. | LENGTH | WIDTH | HEIGHT | SEATS | VENEER | LAMINATE |
|-------------|--------|-------|--------|-------|----------|----------|
| Y/TCG/12072 | 120 | 72 | 29 | 10-12 | \$24,932 | \$20,968 |
| Y/TCG/14472 | 144 | 72 | 29 | 12-14 | \$28,637 | \$24,084 |
| Y/TCG/16872 | 168 | 72 | 29 | 14-16 | \$32,198 | \$27,079 |
| Y/TCG/19272 | 192 | 72 | 29 | 16-18 | \$35,904 | \$30,195 |
| Y/TCG/21672 | 216 | 72 | 29 | 18-20 | \$40,258 | \$33,857 |
| Y/TCG/24072 | 240 | 72 | 29 | 20-22 | \$44,578 | \$37,490 |
| Y/TCG/26472 | 264 | 72 | 29 | 22-24 | \$49,545 | \$41,667 |
| Y/TCG/28872 | 288 | 72 | 29 | 24-26 | \$53,935 | \$45,359 |
| Y/TCG/31272 | 312 | 72 | 29 | 26-28 | \$59,096 | \$49,700 |
| Y/TCG/33672 | 336 | 72 | 29 | 28-30 | \$63,701 | \$53,573 |
| Y/TCG/36072 | 360 | 72 | 29 | 30-32 | \$68,727 | \$57,799 |

84" Wide

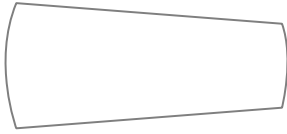
| MODEL NO. | LENGTH | WIDTH | HEIGHT | SEATS | VENEER | LAMINATE |
|-------------|--------|-------|--------|-------|----------|----------|
| Y/TCG/12084 | 120 | 84 | 29 | 12-14 | \$28,101 | \$23,633 |
| Y/TCG/14484 | 144 | 84 | 29 | 14-16 | \$31,854 | \$26,789 |
| Y/TCG/16884 | 168 | 84 | 29 | 16-18 | \$35,250 | \$29,645 |
| Y/TCG/19284 | 192 | 84 | 29 | 18-20 | \$39,191 | \$32,960 |
| Y/TCG/21684 | 216 | 84 | 29 | 20-22 | \$43,547 | \$36,623 |
| Y/TCG/24084 | 240 | 84 | 29 | 22-24 | \$47,907 | \$40,290 |
| Y/TCG/26484 | 264 | 84 | 29 | 24-26 | \$52,901 | \$44,490 |
| Y/TCG/28884 | 288 | 84 | 29 | 26-28 | \$57,743 | \$48,562 |
| Y/TCG/31284 | 312 | 84 | 29 | 28-30 | \$62,525 | \$52,584 |
| Y/TCG/33684 | 336 | 84 | 29 | 30-32 | \$67,141 | \$56,466 |
| Y/TCG/36084 | 360 | 84 | 29 | 32-34 | \$70,502 | \$59,292 |

EDGE CODES: Tops delivered price includes one edge profile type, either in wood or laminate. Choose from the edge codes below and reference our edge list for larger images of profiles.

WOOD: AA (Step Radius); AB (Reverse Bevel); AE (Eased Lineal); AP (Knife); AZ (bullnose)

LAMINATE: LV (Lineal PVC)

Viewpoint Conference Table Pricing



48"/72" Wide

| MODEL NO. | LENGTH | WIDTH | HEIGHT | SEATS | VENEER | LAMINATE |
|-------------|--------|-------|--------|-------|----------|----------|
| Y/TCH/12072 | 120 | 48/72 | 29 | 9-11 | \$21,801 | \$18,335 |
| Y/TCH/14472 | 144 | 48/72 | 29 | 11-13 | \$26,177 | \$22,015 |
| Y/TCH/16872 | 168 | 48/72 | 29 | 13-15 | \$29,767 | \$25,034 |
| Y/TCH/19272 | 192 | 48/72 | 29 | 15-17 | \$33,332 | \$28,032 |
| Y/TCH/21672 | 216 | 48/72 | 29 | 17-19 | \$37,376 | \$31,433 |
| Y/TCH/24072 | 240 | 48/72 | 29 | 19-21 | \$42,167 | \$35,462 |
| Y/TCH/26472 | 264 | 48/72 | 29 | 21-23 | \$47,539 | \$39,980 |
| Y/TCH/28872 | 288 | 48/72 | 29 | 23-25 | \$51,072 | \$42,952 |
| Y/TCH/31272 | 312 | 48/72 | 29 | 25-27 | \$56,451 | \$47,475 |
| Y/TCH/33672 | 336 | 48/72 | 29 | 27-29 | \$61,806 | \$51,979 |
| Y/TCH/36072 | 360 | 48/72 | 29 | 29-31 | \$64,904 | \$54,584 |

60"/84" Wide

| MODEL NO. | LENGTH | WIDTH | HEIGHT | SEATS | VENEER | LAMINATE |
|-------------|--------|-------|--------|-------|----------|----------|
| Y/TCH/12084 | 120 | 60/84 | 29 | 11-13 | \$24,054 | \$20,229 |
| Y/TCH/14484 | 144 | 60/84 | 29 | 13-15 | \$28,480 | \$23,952 |
| Y/TCH/16884 | 168 | 60/84 | 29 | 15-17 | \$31,903 | \$26,830 |
| Y/TCH/19284 | 192 | 60/84 | 29 | 17-19 | \$35,703 | \$30,026 |
| Y/TCH/21684 | 216 | 60/84 | 29 | 19-21 | \$39,749 | \$33,429 |
| Y/TCH/24084 | 240 | 60/84 | 29 | 21-23 | \$44,584 | \$37,495 |
| Y/TCH/26484 | 264 | 60/84 | 29 | 23-25 | \$49,982 | \$42,035 |
| Y/TCH/28884 | 288 | 60/84 | 29 | 25-27 | \$53,966 | \$45,385 |
| Y/TCH/31284 | 312 | 60/84 | 29 | 27-29 | \$58,966 | \$49,590 |
| Y/TCH/33684 | 336 | 60/84 | 29 | 29-31 | \$64,315 | \$54,089 |
| Y/TCH/36084 | 360 | 60/84 | 29 | 31-33 | \$67,147 | \$56,471 |

EDGE CODES: Tops delivered price includes one edge profile type, either in wood or laminate. Choose from the edge codes below and reference our edge list for larger images of profiles.

WOOD: AA (Step Radius); AB (Reverse Bevel); AE (Eased Lineal); AP (Knife); AZ (bullnose)

LAMINATE: LV (Lineal PVC)

Symposia – V1, B3 | January 24, 2024
©2023-24 Nevers Industries, Inc. All rights reserved.



WEBSITE [NEVERS.COM](https://www.nevers.com) PHONE 1-800-242-2446
ADDRESS 6845 WEDGWOOD COURT N, MAPLE GROVE, MN 55311

All information presented, illustrated or depicted was correct at the time of publication.
Nevers Industries, Inc. reserves the right to make additions, deletions, and alterations at any time
to this documents content without prior notice.