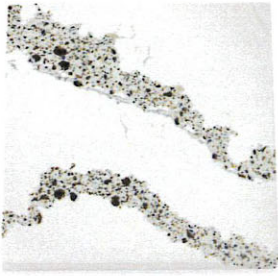




C A M B R I A<sup>®</sup>

SELECT DESIGN PALETTE

CAMBRIA® SELECT DESIGN PALETTE



ANNICCA™  
*Luxury Series*



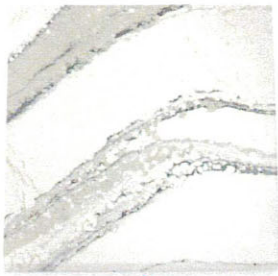
BENTLEY™  
*Luxury Series*



BIG SUR MIST™  
*Signature Series*



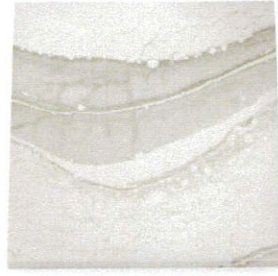
BLACK ROCK™  
*Signature Series*



BRITTANICCA™  
*Luxury Series*




BRITTANICCA GOLD™  
*Luxury Series*



BRITTANICCA WARM™  
*Luxury Series*




BUXTON™  
*Signature Series*



CARRICK™  
*Signature Series*



CHARLESTOWN™  
*Signature Series*



CHICAGO TOWER™  
*Signature Series*



CLOVELLY™  
*Luxury Series*




COLTON™  
*Signature Series*



DOVEDALE™




ELLA™  
*Luxury Series*




FOGGY CITY™  
*Signature Series*



IRONSBRIDGE™  
*Luxury Series*




KENTUCKY COAL™  
*Signature Series*




KIRKSTEAD™  
*Signature Series*




MAMMOTH CAVE™  
*Signature Series*



MINNESOTA SNOW™  
*Signature Series*



MONTANA MIDNIGHT™  
*Signature Series*



PIKES PEAK™  
*Signature Series*




PORTRUSH™  
*Luxury Series*



SALT LAKE™  
*Signature Series*



SANIBEL SHORELINE™  
*Signature Series*



SEATTLE RAIN™  
*Signature Series*



SMITHFIELD™  
*Signature Series*




SKARA BRAE™  
*Luxury Series*



SWANBRIDGE™  
*Signature Series*




TORQUAY™  
*Signature Series*




VAIL VILLAGE™  
*Signature Series*



WHITE PLAINS™  
*Signature Series*



WHITE CLIFF™  
*Luxury Series*



WHITEHALL™

Cambria's design samples are small selections cut from a slab and do not fully show all design characteristics of a slab or the final installed product. Prior to purchase, view a larger representation of a design at [CambriaUSA.com](http://CambriaUSA.com). Variations in natural quartz stone color, pattern, size, shape, and shade are unique and inherent characteristics of Cambria products. Certain designs include natural free-flowing quartz crystals that may result in surface deviations to the touch and appearance. Color blotches are intended to enhance the natural beauty of many of Cambria's designs. These variations and characteristics do not affect performance and do not qualify for product replacement. Cambria products are not seamless when installed; seams are visible and design pattern and shade will change at seams. Surface markings are more visible on monotone colors than multi-colored surfaces. Cambria Matte™ finish will show surface markings caused during normal use, which are easily removed with an all-purpose cleaner such as concentrated Simple Green® cleaner. Cambria is durable and resistant to surface damage. However, all stone can be damaged by force, and no stone is chip- and scratch-proof. Objects hitting Cambria's surface, especially at edges near sinks or dishwashers, may chip the product. Sudden and/or rapid temperature change may damage the product. Direct or sustained heat transfer, for example from pots, pans, and other cooking units such as griddles, slow cookers, and heat lamps, may damage Cambria's surface. Therefore the use of a solid trivet is always recommended. Cambria is not a structural support material and must be supported in every application. To learn more about Cambria, please visit [CambriaUSA.com](http://CambriaUSA.com).