

Americana™ Contemporary
Office

Table of Contents

Terms and Conditions of Sale	2-3
General Specifications	4-5
Terminology	6
How to Specify and Order	7
Configurations	
Free Standing Desks	
How to Specify and Order	8
Pricing.....	10
Free Standing Credenzas	
How to Specify and Order	12
Pricing.....	14
Tier Executive Workstations	
How to Specify and Order	16
Pricing.....	18
L Shape Desk and Return Workstations	
How to Specify and Order	20
Pricing.....	22
T Shape Workstations	
How to Specify and Order.....	26
Pricing.....	28
U Shape Workstations	
How to Specify and Order	30
Pricing.....	32
Pricing	
Wall Mounted Tackboards.....	36
Wall Mounted Overheads	38
Tower Storage and File Cabinets	40
Tower Open Shelving Cabinets	41
Options for L Shape Workstations	42
Free Standing Lateral Files/Mobile Pedestals	43

Terms and Conditions of Sale

Credit and Payment Terms

Nevers Industries, Inc. policy does not allow for automatic open account terms for new customers, customers whose account is not current, individuals or residential accounts. New customers are required to make a deposit for the full value of the merchandise ordered. A credit application will be sent to each new customer. Credit will be established upon review of the responses given by the customer's references and will appear on future order acknowledgements. New customers are encouraged to begin establishing a credit rating with Nevers Industries, Inc. prior to placing an order. Our customers are responsible to provide the necessary current and accurate information. Upon establishment of an open account, terms are Net 30. 1 1/2% per month service charge will be added to all past due accounts. Accounts that are 90 days past due will be subject to collection proceedings without any additional notice. Orders will not be processed for past due accounts until the amount due, including any service charges, is paid in full. Standard product orders exceeding \$50,000 net will require a down payment of 33%. Custom orders will require a down payment of 50% and will not be scheduled for production until the down payment is received. Balance is then due before shipment. A bank letter of credit may be required for any order over \$50,000 net.

Prices

Our prices are list, freight prepaid, F.O.B. Plymouth, Minnesota, and are subject to change without notice. Quoted prices must be accepted within 30 days or re-quoted for date and approval. Freight is prepaid and allowed for normal ground transportation within the 48 contiguous states, must ship to dock location. Air freight, will calls, and special delivery will be quoted and invoiced separately. Prices do not include installation, storage, or sales tax.

Packaging

Nevers Industries, Inc. pricing includes packing for North American shipment. Whenever possible, Nevers will blanket-wrap your order; otherwise, all products will be packaged. Only environmentally safe packing materials are used. Large furniture pieces will be packed with wood reinforcements for added protection. For special packaging, crating or overseas shipment, please contact our Customer Service Department.

Delivery

Nevers Industries, Inc. will select the method of shipment, carrier and routing. Carrier selection is solicited to provide the best service to each customer in their particular location. All shipments are sent prepaid, FOB Plymouth, Minnesota. Nevers Industries, Inc. liability ends when the carrier issues a receipt to Nevers Industries, Inc. This is an acknowledgement by the transportation company that the shipment has been received by the freight company in good condition and title of the goods and risk of loss transfers to the buyer. The order

shall be considered complete. Prepaid freight does not change the F.O.B. status of the product and risks involved in the shipment. We reserve the right to make partial shipments. Invoices relevant to the partial shipments are payable as they fall due.

Freight Terms

All orders under \$2,000 net are subject to a minimum order/additional freight charge of \$100 net; Nevers Industries, Inc. also reserves the right to establish a freight and fuel surcharge fee to cover variable freight costs. This charge will be established at the time of order and acknowledgement date.

Lead Times

The lead time on an order begins when Nevers' Order Entry Department has verified the validity of the items ordered and has received at our manufacturing facility all COM materials supplied by others. All acknowledgments will contain current lead time information. If for some reason the buyer does not want it early, please list a Do Not Ship before date. We are not responsible for delays in scheduling or failure to make scheduled shipping date due to strikes, lockouts or other labor complications, war, riots, Acts of God, fires, accidents, restraints affecting shipment or credit, reduced supply or excessive cost of fuel or raw material, delays from suppliers, compliance with Government regulations, or other unforeseen contingencies. When delays in product delivery are caused by the purchaser, we reserve the right to draw up to 100% of the contract price and to charge to the purchaser any costs incurred by us due to such.

Order Acknowledgement

All orders are subject to final acceptance by Nevers Industries, Inc. Receipt of our acknowledgement indicates acceptance of your order subject to the terms and conditions set forth in Our Acknowledgement. If pricing on the purchase order is different than the acknowledged pricing, the acknowledgement will take precedent over the purchase order. Nevers Industries, Inc. attempts to clarify all orders. But in the event of any discrepancy, please notify Nevers Industries, Inc. immediately. Failure to notify Nevers of a discrepancy within five (5) days will constitute acceptance of the order as acknowledged. All orders are subject to credit approval at any time.

Change Orders

Nevers Industries, Inc. will make every attempt to honor any reasonable change request to standard product provided that the request is received prior to start of production. Change orders will be accepted only if the request is made in writing and received in time to make

the change. Nevers Industries, Inc. reserves the right to increase our acknowledged price and ship date if necessary to make the requested changes.

Nevers Industries, Inc. will make every reasonable effort to stop production, scheduling shipments, etc., upon receipt of written notification of changes, cancellations, or deferments of delivery. Nevers will assess charges to the customer for change orders, cancellations, and delivery deferments as stipulated in the following:

Change Orders:

- Received prior to start of production will be charged \$200 net.
- Received after production has started involving design changes or reductions in quantity will not be accepted. The customer will receive the goods as ordered and be liable for the amount due.

Cancellations:

- Received prior to start of production will be assessed a \$500 net cancellation charge.
- Received after production has started will be assessed the total accumulated cost of the project plus a \$500 net cancellation charge.

Deferred Shipments

All merchandise will ship upon completion of production. If customer is unable to take delivery of merchandise when ready for shipment, Nevers Industries, Inc. may transfer the merchandise to storage. All cost for storage and freight will be at customer's expense. Transfer to storage will be considered delivery for all purposes including invoicing and payment. Customer will bear the risk of loss or damage during storage. Deferred shipment charges will be assessed from the completion date in accordance with Nevers policy for Storage by the Manufacturer.

Storage By The Manufacturer

No shipment can be postponed by the customer. Nevers Industries, Inc. reserves the right to transfer products to storage and issue its invoice for the products at that time. Such transfer to storage shall be deemed delivery to the customer for all purposes. Long term storage over 30 days may be subject to surcharges.

Shipment Claims

Legal title of merchandise passes to the buyer upon acceptance by the carrier. The buyer must inspect all cartons on arrival for visible or concealed damage. In the event of visible freight damage, the buyer must make a notation on the freight bill; immediately notify the carrier for an inspection; and file a freight claim. Do not sign the receipt until the visual inspection is complete at the time of delivery. If concealed damage is discovered, the carrier must be notified within 15 days. Keep all packaging materials

for inspection (do not destroy). The buyer has the sole obligation of seeking recourse against the carrier. Caution: When a clear receipt is obtained by a carrier, the carrier is no longer responsible for damages or shortages. Damaged freight cannot be refused by the consignee (buyer). Processing claims for damages and shortages are the responsibility of the buyer. At no time can claims be deducted from our invoices.

Returns

All Nevers Industries, Inc. products are made to order. Therefore, merchandise may not be returned without specific consent from Nevers Customer Service Department. Unauthorized returns will be refused by the shipping department.

Miscellaneous

All merchandise shown in our catalog is the property of Nevers Industries, Inc. We reserve the sole right to manufacture and distribute it. All patterns, tools, and designs developed for the production of any product will remain the property of Nevers Industries, Inc. All published dimensions are approximate and if the exact sizes are critical, we suggest that you request actual measurements. Price list data supersedes all other specifications, whether verbal or written, and may not be altered without the written consent of an officer of Nevers Industries, Inc. Typing and clerical errors on any agreement, publication, correspondence, price list, or product literature pieces are subject to correction at any time without notice. Due to variations beyond our control, all wood and upholstery products are subject to slight variations in color, texture, and grain.

Specifications

Nevers Industries, Inc. reserves the right to change prices, specifications, fabrics, dimensions and finishes at any time without prior notice. This right to change also applies to discontinuing models at any time, catalog contents and price list contents.

Warranty

Nevers Industries, Inc. warrants its products to be free from defects in material and workmanship under normal and reasonable use and service for a period of ten years from the date of shipment to customer. Proprietary supporting products, which are manufactured by others and sold by Nevers Industries, Inc. carry the original manufacturer's warranty. The decision of defects in workmanship or materials or the decision of misuse or abuse remains with Nevers Industries, Inc. No warranties other than those contained herein will be implied and Nevers Industries, Inc. does not authorize any person to create any warranties other than those contained herein.

General Specifications

Wood Veneers

Nevers® products are manufactured primarily of Plain Sliced Mahogany, Black Walnut, White Oak, Cherry and Maple. Other woods may be specified. Please contact Customer Service for price and availability. Mahogany, Walnut, Oak, Cherry and Maple veneer panels are laid up with plain sliced faces and are balanced on back to minimize warping and balance stresses.

Ribbon striped mahogany is available at an upcharge.

Wood Surface Cleaning

Wood furniture should be cleaned with a damp, soft cloth, wiping in the direction of the wood grain. Wood surface should then be dried with a dry, soft cloth. Monthly, wood surfaces should be cleaned with a soft cloth using a quality wood cleaner. Following cleaners directions, slightly dampen soft cloth and wipe in direction of wood grain. Dry the wood surface with a dry, soft cloth. Ammonia or any type of oil should be avoided.

Standard Wood Finishes

Nevers’ standard finish is a multi-step process involving dyes, stain, sealer, toner and lacquer. For added protection and durability, the final top coat on all table tops is catalyzed lacquer. All of the finishes have been formulated for maximum clarity to enhance the natural characteristics of each particular wood species. Standard finish is open pore. Semi-filled and filled finishes require an upcharge and may extend the lead time. Please contact Customer Service for price and delivery date.

For other wood species, contact Customer Service for special pricing and availability.

Custom Wood Stains and Finishes

Nevers offers the capability of matching your custom stains or finishes. Virtually any wood finish or color sample can be matched to your specifications. A finish sample or stain sample is required from the customer before the process of matching approval can begin. The upcharge for custom finishes varies with the type of finish and also with the quantity ordered. Please contact Customer Service for pricing. For custom stain match – any order under \$5000 list there is a \$270 net upcharge.

Note: COLOR VARIATION WILL OCCUR IN THE GRAIN OF ALL WOOD SPECIES.

This is an inherent characteristic caused by the annual growth rings found in all hardwoods and the manner in which the boards and veneers are cut across these growth rings. In some species, this color variation is very subtle. In other species this color variation is obvious and at times radical.

			Code
Standard Wood Finishes	Oak	Natural	NO
		Medium	MO
		Dark ebony On Oak	DO
		Ebony On Oak	EO
	Walnut*	American	AW
		Dark	DW
		Mahogany On Walnut	MW
		Presidential	PW
		Espresso	EW
	Mahogany	Light	LM
Brown		BM	
Dark		DM	
Ash	Natural Ash	NA	
	Cocoa Ash	CA	
Cherry*	Natural	NC	
	Amber	AC	
	Brown	BC	
	Medium	MC	
	Dark	DC	
	Espresso	PC	
	Cinnamon	CC	
Maple*	Natural	NP	
	Golden	GP	
	Copper	PP	
	Autumn	TP	
	Ebony	EP	
	Honey	YP	
Exotic	English Sycamore**	—	SY
	European Pear**	—	PR
Sustainable	Bamboo	—	BA

Ribbon Stripe Mahogany available at upcharge, contact Customer Service.

* Available in FSC

** FSC Veneer

The process of finishing hardwood veneers determines whether these variations are enhanced or subdued. Natural finishes will show color variations in the grain and enhance the beauty of the wood to its fullest extent. Other stains and finishes tend to blend in these variations to some extent dependent upon the depth of color and the particular method of application.

Standard Board Fabrics

Tackboards come standard in Shadow. Fabric Tackboards are available as standard with C.F. Stinson – Pattern “Mira” series fabric. Quick Ship fabric colors are Shadow or Dune. If no color selected, Shadow is shipped.

Standard Color Coats

Color Coat is available to match all standard Wilsonart® solid colored laminates.

Custom Sizes

Nevers has the capability to manufacture any piece in the product line to your size specifications. Please contact Customer Service for pricing and availability.

Terminology

There are several names used in this Specification Guide/Price List that are unique to Nevers' Americana Contemporary Office Collection:

Configurations

Configurations refer to the **complete unit** that you are specifying; such as "Free Standing", "U Shape Tier Executive", "U", "L", and "T" **Configurations**. Configurations are composed of several **Elements**.

Elements

Elements refer to the components and sub-assemblies of the **Configuration** being specified. The Foundation Element contains the **Model Number** followed by the **Selection Codes**.

Selection Codes

Selection Codes complete the Configuration specification. These codes are used to select your choices for locations and sizes of pedestals, doors/drawers, modesty panels, etc.

Additional Elements and Configurations

Overheads, Tackboards, Towers and other Cabinets are also included in this Specification Guide/Price List. These products are designed to compliment and complete an office specification.

Note: Elements are designed to be specified within each **Configuration** section, so make sure that you use the codes for each Element as it is applied to that **Configuration**.

Additional Definitions

Foundation Element

The Foundation Element is the first Element in each Configuration. The Foundation Element includes the wood species and finish code and the model number of the unit.

Tier Elements

Tier relates to both credenza tops and desk tops that are elevated by Risers.

Risers

Risers support and elevate the tops. Desk Risers are 4" wide and credenza Risers are 1" wide.

Face Lock

All cabinets have Face Locks. Credenza cabinets, pedestals and file cabinets that are built in single (18" w.) wide and double (36" w.) wide base cabinets will contain a single Face Lock. For example, a Double Cabinet with two, side-by-side, 18" wide pedestals, will have one Face Lock that locks both pedestals.

Free Standing Desks and Credenzas

Free Standing Desks and Credenzas are complete free standing **Configurations** designed to stand by themselves.

Bridge Modesty Panels

Bridge Modesty Panels can be ordered in two configurations; "Standard" and "Power Management". Power Management Modesty Panels are recessed 4" for wiring access and are equipped with a center support panel and two side modesty panels. The side modesty panels swing down to access power and include a wire management channel.

Pedestals

Pedestals describe 12' w., 18" w. and 36" w. support cabinets. Pedestals are Elements specified in a complete **Configuration**.

Extension Element

Extension Elements refer to cabinets used in a T Configuration. These cabinets are designed to be specified in front of (on guest's side) and behind the Foundation Top Element (user's side).

Backwall Credenzas

Backwall Credenzas are the Credenza Elements of U Shape **Configurations**.

How to Specify and Order

Using this Specification Guide/Price List

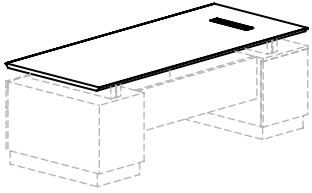
This price list is designed to function as both a specification guide and price list. The price list is made up of sections; each section addresses the specification requirements for a complete **Configuration**; i.e. a complete U Shape Workstation. **Configurations** are broken out by shape description:

1. Free Standing Desks and Credenzas
2. Tier Executive Workstations
3. L Shape Desks and Returns
4. T Shape Workstations
5. U Shape Workstations
6. Wall Mounted Tackboards
7. Wall Mounted Overheads
8. Tower Cabinets
9. Tower Open Shelving
10. Free Standing Lateral Files

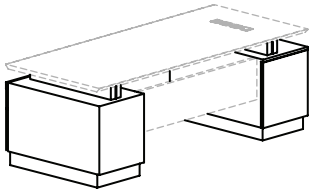
There is a schematic drawing and “How to Specify and Order” description at the beginning of each section. Use the schematic as a guide to create a complete specification.

Configuration specification examples are also included at the end of each “How to Specify and Order” section to illustrate how to specify all of the options for a complete Configuration.

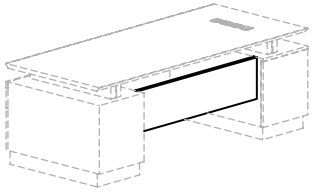
Configuration – Free Standing Desks



FOUNDATION - Desk Top



Element 1 - Desk Pedestals



Element 2 - Desk Modesty Panel

How To Specify and Order Free Standing Desks

The **Free Standing Desks** are comprised of 3 separate components shown on the facing page beginning with the FOUNDATION.

FOUNDATION – Desk Top contains:

- Desk Top
- Model Number
- Workstation Orientation – single pedestal desks
- Wood Species
- Finish Code
- Desk Top Wire Manager Location

These specifications are all required to order the entire configuration.

Elements 1-2 and all Element options are specified with **Selection Codes** to create a complete **Free Standing Desk**.

An Example and Directions regarding how to specify the complete Configuration are described below. Simply follow the directions for specifying your complete Free Standing Desk Configuration. Other Configurations are described on the following pages.

Example:

Free Standing Desk

72" x 36" Desk with Box/Box/Box Pedestal Right and Box/File Pedestal Left, Power/Voice/Data Access Left

Component	Description	Code	Price
FOUNDATION - Desk Top	a. Wood Species and Finish (see page 4 for code)	72" x 36"	R/DFD/07236/AV \$2,103
	b. Workstation Orientation (from users side)	Left	-LH
	c. Desk Top Wire Manager Location	Left	-WL 301
Element 1 of 2 - Desk Pedestal	selection code 1: Box/File	Left	/F1-LH 1,838
	selection code 1: Box/Box/Box	Right	E1-RH 1,915
Element 2 of 2 - Desk Modesty Panel	selection code 2: Desk Modesty Panel	For 72" Desks	/B2 464
			Desk total \$6,621

Configuration – Free Standing Desks

FOUNDATION – Desk Top

Composed of Desk Top



Desk Top

Size

W x D x H 1.25"

Model Number

Price

How To Order:

66" x 30"	R/DFD/06630/AV	\$2,009
72" x 30"	R/DFD/07230/AV	2,039
66" x 36"	R/DFD/06636/AV	2,073
72" x 36"	R/DFD/07236/AV	2,103
78" x 36"	R/DFD/07836/AV	2,308
84" x 36"	R/DFD/08436/AV	2,337

FOUNDATION – Desk Top

Please Specify:

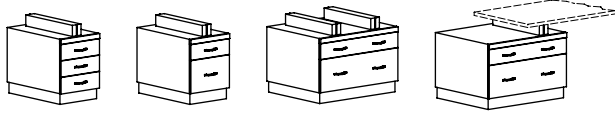
1. Model Number

- a. Wood Species and Finish Code
See Page 4 for Code.
- b. Workstation Orientation (from users side)
Left **-LH** Right **-RH**
- c. Desk Top Wire Manager Location
\$301 Left **-WL** or Right **-WR**
\$602 Both **-WB**

Configuration – Free Standing Desks

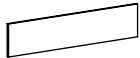
Element 1 - Desk Pedestals

Composed of Pedestal with Box or File Drawers, Center Lock



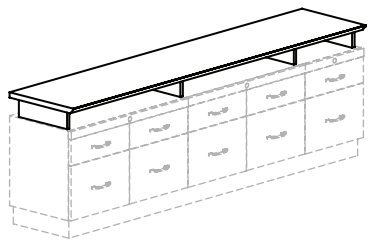
Size W x D x H 27.75"	Drawer Configuration	Selection Code 1	Price	How To Order:
18" x 30"	Box/Box/Box	/A1	\$1,730	Element 1 - Desk Pedestals Please Specify: From users side Note: 2 pedestals required 1. Selection Code 1 Left Pedestal -LH 2. Selection Code 1 Right Pedestal -RH
18" x 30"	Box/File	/B1	1,654	
36" x 30"	Box/Lateral File	/C1	1,962	
36" x 30" Offset 18"	Box/Lateral File	/D1	1,993	
18" x 36"	Box/Box/Box	/E1	1,915	
18" x 36"	Box/File	/F1	1,838	
36" x 36"	Box/Lateral File	/G1	2,218	
36" x 36" Offset 18"	Box/Lateral File	/H1	2,247	

Element 2 - Desk Modesty Panel

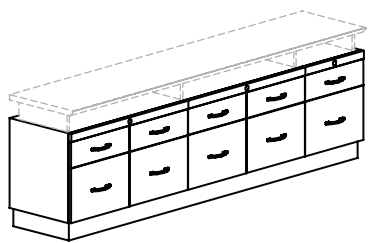


Size W	Selection Code 2	12" H Price	How To Order:
For 66" Desks	/A2	\$452	Element 2 - Desk Modesty Panel Please Specify: 1. Selection Code 2 for Modesty Panel
For 72" Desks	/B2	464	
For 78" Desks	/C2	476	
For 84" Desks	/D2	494	

Configuration – Free Standing Credenzas



FOUNDATION - Credenza Top



Element 1 - Credenza Cabinets/Back Panels

How To Specify and Order Free Standing Credenzas

The Free Standing Credenzas are comprised of 2 separate Components shown on the facing page beginning with the FOUNDATION.

- Credenza Top
- Wood Species
- Finish Code
- Credenza Depth
- Credenza Top Wire Manager Location(s)

These specifications are all required to order the entire configuration.

Element 1 and all Element options are specified with **Selection Codes** to create a complete **Free Standing Credenza**.

An Example and Directions regarding how to specify the complete Configuration are described below. Simply follow the directions for specifying your complete Free Standing Desk Configuration. Other Configurations are described on the following pages.

EXAMPLE:

Free Standing Credenza

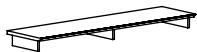
90" x 24" Tier Credenza with 5 Box/File Pedestal Cabinets with no Power Access

Component		Description	Code	Price
FOUNDATION - Credenza Top	a. Wood Species and Finish (see page 4 for code)	90" x 25"	R/DCF/09029/AV	\$1,019
	b. Workstation Orientation (from users side)	Left	-LH	
	c. Desk Top Wire Manager Location	None		
	d. Code for Credenza Depth	24" deep	-24	
Element 1 of 1 -	selection code 1: Box/File	18" x 24"	/C1	1,320
Credenza Cabinets/Back Panels	selection code 1: Box/File	18" x 24"	/C1	1,320
	selection code 1: Box/File	18" x 24"	/C1	1,320
	selection code 1: Box/File	18" x 24"	/C1	1,320
	selection code 1: Box/File	18" x 24"	/C1	1,320
			Credenza total	\$7,618

Configuration – Free Standing Credenzas

FOUNDATION – Credenza Top

Composed of Credenza Top and 4" Riser




Credenza Top

Size W x H 5.25"	Model Number	19"D Price	25"D Price	How To Order:
18"	R/DCF/01829/AV	\$362	\$414	FOUNDATION – Credenza Top Please Specify: 1. Model Number a. Wood Species and Finish Code See Page 4 for Code. b. Credenza Orientation (from users side) Left -LH Right -RH c. Code for Credenza Depth 18" deep -18 24" deep -24 d. Wire Manager Location for Credenza Top \$301 Left -WL or Right -WR \$602 Both -WB
36"	R/DCF/03629/AV	466	551	
54"	R/DCF/05429/AV	654	747	
60"	R/DCF/06029/AV	670	959	
66"	R/DCF/06629/AV	676	964	
72"	R/DCF/07229/AV	693	981	
78"	R/DCF/07829/AV	806	993	
84"	R/DCF/08429/AV	834	1,007	
90"	R/DCF/09029/AV	866	1,019	
96"	R/DCF/09629/AV	878	1,031	
102"	R/DCF/10229/AV	1,130	1,346	
108"	R/DCF/10829/AV	1,141	1,359	
114"	R/DCF/11429/AV	1,154	1,370	
120"	R/DCF/12029/AV	1,166	1,383	

Configuration – Free Standing Credenzas

Element 1 - Credenza Cabinets/Back Panels



W x H 23.75"	Drawer Configuration	Selection Code 1	18"D Price	24"D Price
18"	Single Open Shelf	/A1	\$1,053	\$1,114
18"	Single Door	/B1	1,027	1,152
18"	Box/File	/C1	1,297	1,320
36"	Double Open Shelf	/D1	1,193	1,261
36"	Double Door	/E1	1,497	1,801
36"	Box/Lateral File	/F1	1,756	2,090

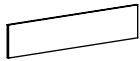
How To Order:

Element 1 – Credenza Cabinets/Back Panels

Please Specify:

1. **Selection Code 1** for Cabinets and Back Panels
 - a. Configure cabinets and back panels in sequence, from left to right, to match width dimension of credenza top.

Back Panels for Knee Space



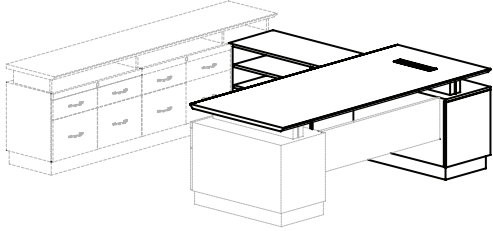
Size W	Selection Code 1	12" H Price
30"	/G1	\$219
36"	/H1	242
42"	/I1	263
48"	/J1	284
54"	/K1	306
60"	/L1	327
66"	/M1	348
72"	/N1	369

Special Note for Riser and Plinth Base Configuration:

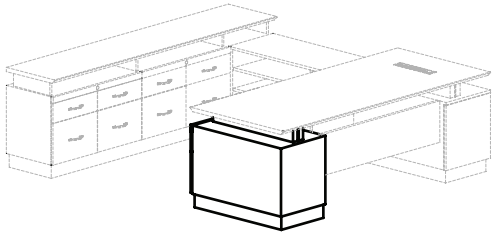
For full Credenzas Runs (no kneespace) risers are equally spaced and/or centered on Cabinet Top. Plinth base is single piece.

For Credenzas with Kneespace, risers are equally spaced and/or centered on each Cabinet Run. Each Cabinet Run has its own plinth base.

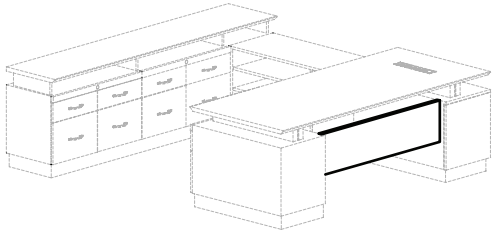
Configuration - Tier Workstations



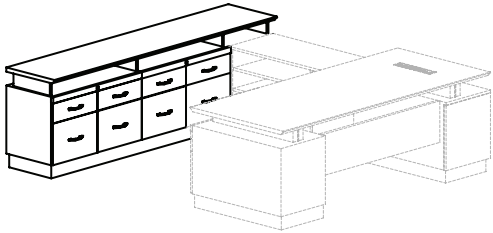
FOUNDATION - Tier Desk
Element 1 - Tier Pedestal Cabinets



Element 2 - Desk Pedestals



Element 3 - Desk Modesty Panel



Element 4 - Tier Credenza 18"D or 24"D

How To Specify and Order Tier Workstations

The **Tier Workstations** are comprised of 4 separate components shown on the facing page beginning with the FOUNDATION.

Foundation – Tier Desk contains:

- Desk Top
- Tier Pedestal
- Face Lock
- Wire Manager
- Wood Species
- Finish Code
- Workstation Orientation
- Desk Top Wire Manager Location

These specifications are all required to order the entire configuration.

Elements 1-4 and all Element options are specified with **Selection Codes** to create a complete **Tier Workstation**.

An Example and Directions regarding how to specify the complete Configuration are described below. Simply follow the directions for specifying your complete Tier Workstation Configuration. Other Configurations are described on the following pages.

EXAMPLE:

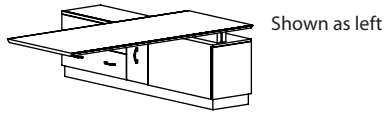
Tier Workstation
72" Desk, 72" Tier Credenza, Box File Desk Pedestal, Lateral File and Box File Credenza Storage

Component	Description	Code	Price
FOUNDATION - Tier Desk Top and Tier Pedestal	a. Wood Species and Finish (see page 4 for code)	72" x 30"	R/DUT/07230/AV \$2,793
	b. Workstation Orientation (from users side)	Left	-LH
	c. Desk Top Wire Manager Location	Left	-WL 301
Element 1 of 4 - Tier Pedestal Configuration	selection code 1: Box/LateralFile	36" x 18"	/F1 1,106
	selection code 1: Single Door	18" x 18"	/B1 489
Element 2 of 4 - Desk Pedestal	selection code 2: Box/File	18" x 30"	/B2 1,623
	selection code 3: Desk Modesty Panel	For 72" Desk	/A3 464
Element 3 of 4 - Desk Modesty Panel	selection code 4: 18" Deep (Option 1)	90" x 18"	/B4 2,213
Element 4 of 4 - Tier Credenza	selection code 4a: Double Open Shelf	36" x 18"	-22 776
Element 4a - Tier Cabinet Configuration (Option 1)	selection code 4a: Double Open Shelf	36" x 18"	-22 776
Desk total			\$10,542

Configuration – Tier Workstations

FOUNDATION – Tier Desk Top and Tier Pedestal

Composed of Desk Top, Tier Pedestal, Technology Pedestal, Face lock



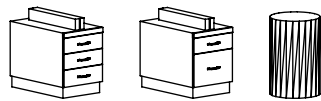
Desk Top Size W x D x H 29"	Tier Pedestal Size W x D x H 25"	Model Number	Price	How to Order:
72" x 30"	84" x 18"	R/DUT/07230/AV	\$2,793	FOUNDATION – Tier Desk Top and Tier Pedestal Please Specify: 1. Model Number a. Wood Species and Finish Code See Page 4 for Code. b. Workstation Orientation (from users side) Tier Pedestal Location On: Left -LH Right -RH c. Desk Top Wire Manager Location \$301 Left -WL or Right -WR \$602 Both -WB 2. Selection Code 1 Tier Pedestal Configuration a. Configure cabinets from left to right b. Total of 3 wide (54") required
78" x 30"	84" x 18"	R/DUT/07830/AV	2,957	
84" x 30"	84" x 18"	R/DUT/08430/AV	2,987	
72" x 36"	90" x 18"	R/DUT/07236/AV	2,894	
78" x 36"	90" x 18"	R/DUT/07836/AV	3,099	
84" x 36"	90" x 18"	R/DUT/08436/AV	3,129	

Element 1 of 4 - Tier Pedestal Configuration

Size W x D	Drawer Configuration	Selection Code 1	Price
18" x 18"	Single Open Shelf	/A1	\$539
18" x 18"	Single Door	/B1	489
18" x 18"	Box/File	/C1	749
36" x 18"	Double Open Shelf	/D1	776
36" x 18"	Double Door	/E1	791
36" x 18"	Box/Lateral File	/F1	1,106

Element 2 of 4 - Desk Pedestal


Composed of Pedestal with Box/File Drawers or Column Pedestal, Face Lock



Size W x D x H	Drawer Configuration	Selection Code 2	Price	How to Order:
18" x 30" x 27.75"	Box/Box/Box	/A2	\$1,701	Element 2 - Desk Pedestal Please Specify: 1. Selection Code 2 for Desk Pedestal
18" x 30" x 27.75"	Box/File	/B2	1,623	
12" dia x 27.75"	Column	/C2	849	
18" x 36" x 27.75"	Box/Box/Box	/D2	1,904	
18" x 36" x 27.75"	Box/File	/E2	1,848	
18" dia" x 27.75"	Column	/F2	904	

Element 3 of 4 - Desk Modesty Panel

Composed of Desk Modesty Panel

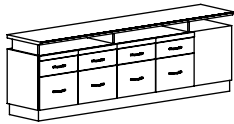


Size	Panel Height	Selection Code 3	Price	How to Order:
For 72" Desks	12" H	/A3	\$464	Element 3 Desk Modesty Panel Please Specify: 1. Selection Code 3 for Desk Modesty Panel
For 78" Desks	12" H	/B3	476	
For 84" Desks	12" H	/C3	494	

Configuration – Tier Workstations

Element 4 of 4 – Tier credenza 18”D (Option 1) (See below for Option 2)

Composed of Credenza Top, 4” Riser, Face Lock, 18” Runoff



Element 4 of 4 - Tier Credenza 18”D (Option 1)

W x D x H 29”	Cabinets Required	Selection Code 4	Price
72” x 18”	3 Wide - 54”	/A4	\$2,024
90” x 18”	4 Wide - 72”	/B4	2,213
108” x 18”	5 Wide - 90”	/C4	2,519

(Width Includes 18” Runoff)

How to Order:

Element 4 - Tier Credenza

Please Specify:

1. **Selection Code 4** Tier Credenza
 - a. Credenza Wire Manager Location
 - \$301 Left **-WL** or Right **-WR**
 - \$602 Both **-WB**

Wire Manager Mounts on Cabinet

2. **Selection Code 4a** Cabinet Configuration

- a. Configure cabinets from left to right

Element 4a - Tier Cabinet Configuration (Option 1)

Size W x D	Drawer Configuration	Selection Code 4a	Price
18” x 18”	Single Open Shelf	-11	\$539
18” x 18”	Single Door	-12	489
18” x 18”	Box/File	-21	749
36” x 18”	Double Open Shelf	-22	776
36” x 18”	Double Door	-31	791
36” x 18”	Box/Lateral File	-32	1,106

Element 4 of 4 - Tier Credenza 24”D (Option 2)

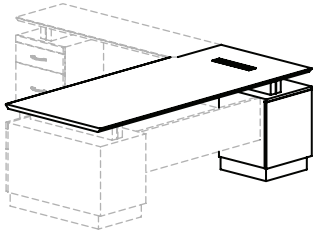
W x D x H 29”	Cabinets Required	Selection Code 4	Price
72” x 24”	3 Wide - 54”	/D4	\$2,646
90” x 24”	4 Wide - 72”	/E4	2,729
108” x 24”	5 Wide - 90”	/F4	3,094

(Width Includes 18” Runoff)

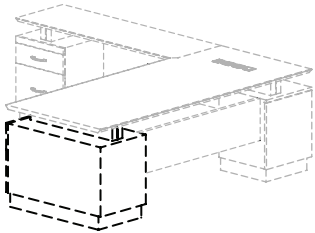
Element 4a - Tier Cabinet Configuration (Option 2)

Size W x D	Drawer Configuration	Selection Code 4a	Price
18” x 24”	Single Open Shelf	-11	\$539
18” x 24”	Single Door	-12	520
18” x 24”	Box/File	-21	773
36” x 24”	Double Open Shelf	-22	776
36” x 24”	Double Door	-31	770
36” x 24”	Box/Lateral File	-32	1,114

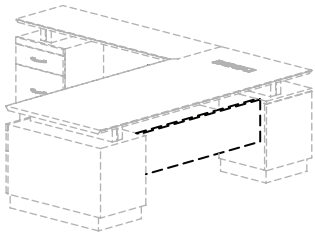
Configuration - L Shape Workstations



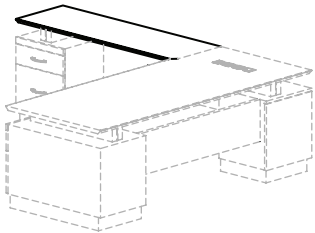
FOUNDATION – Desk Top



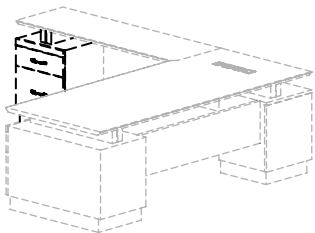
Element 1 – Desk Pedestal



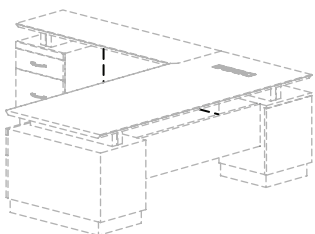
Element 2 – Desk Modesty Panel



Element 3 – Return Top



Element 4 – Return Pedestal



Element 5 – Return Modesty Panel

How To Specify and Order L Shape Workstations

The **L Shape Workstations** are comprised of 6 separate components shown on the facing page beginning with the FOUNDATION.

FOUNDATION – Desk Top contains:

- Desk Top
- Kneespace Corner Pedestal
- Wire Manager
- Wood Species
- Finish Code
- Workstation Orientation
- Desk Top Wire Manager Location

These specifications are all required to order the entire configuration.

Elements 1-5 and all Element options are specified with **Selection Codes** to create a complete **L Shape Workstation**.

Note: The Return Pedestals for L Shape Workstations can be specified with either **Return Pedestal(s) with 4” Tier Riser OR Return Pedestal(s) Standard Height**.

An Example and Directions regarding how to specify the complete Configuration are described below. Simply follow the directions for specifying your complete L Shape Workstation Configuration. Other Configurations are described on the following pages.

EXAMPLE:

L Shape Workstation

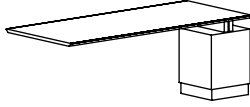
72”x36” Desk with a Box/File Pedestal, 48”x18” Return with Box/File Pedestal

Component	Description	Code	Price
FOUNDATION - L Shape Workstation	a. Wood Species and Finish (see page 4 for code) 72” x 36”	R/DDDL/07236/AV	\$2,176
	b. Workstation Orientation (from users side)	Left	-LH
	c. Desk Top Wire Manager Location	Left	-/WL 301
Element 1 of 5 - Desk Pedestal	selection code 1: Box/File	18” x 36”	/J1 1,868
Element 2 of 5 - Desk Modesty Panel	selection code 2: Desk Modesty Panel	For 72” Desk	/C2 464
Element 3 of 5 - Return Top	selection code 3: Return Top	72” x 19	/F3 616
Element 4 of 5 - Return Pedestal (Option 1)	selection code 4: Box/File	12” x 18”	/C4-18 1,218
Element 5 of 5 - Return Modesty Panel (Option 1)	selection code 5: Return Modesty Panel	For 72” Desk	/F5 464
			Desk total \$7,107

Configuration – L Shape Workstations

FOUNDATION – Desk Top and Kneespace Corner Pedestal

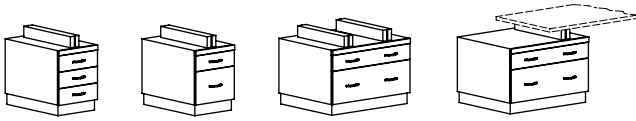
Composed of Desk Top, Kneespace Corner Pedestal with Technology Access Door



Size W x D x H 29"	Model Number	Price	How To Order:
60" x 30"	R/DDDL/06030/AV	\$1,813	FOUNDATION Please Specify: 1. Model Number a. Wood Species and Finish Code See Page 4 for Code. b. Workstation Orientation (from users side) Kneespace Pedestal Location On: Left -LH Right -RH c. Desk Top Wire Manager Location \$301 Left -WL or Right -WR \$602 Both -WB
66" x 30"	R/DDDL/06630/AV	2,039	
72" x 30"	R/DDDL/07230/AV	2,103	
78" x 30"	R/DDDL/07830/AV	2,166	
84" x 30"	R/DDDL/08430/AV	2,196	
96" x 30"	R/DDDL/09630/AV	2,226	
60" x 36"	R/DDDL/06036/AV	\$2,043	
66" x 36"	R/DDDL/06636/AV	2,073	
72" x 36"	R/DDDL/07236/AV	2,176	
78" x 36"	R/DDDL/07836/AV	2,277	
84" x 36"	R/DDDL/08436/AV	2,337	
96" x 36"	R/DDDL/09636/AV	2,368	

Element 1 of 5 - Desk Pedestal

Composed of Pedestal with Box or File Drawers, Face Lock.




Size W x D x H 27.75"	Drawer Configuration	Selection Code 1	Price	How To Order:
12" x 30"	Single Door	/A1	\$1,388	Element 1 – Desk Pedestal Please Specify: 1. Selection Code 1 for Desk Pedestal
12" x 30"	Box/File	/B1	1,520	
18" x 30"	Box/Box/Box	/C1	1,730	
18" x 30"	Box/File	/D1	1,683	
36" x 30"	Box/Lateral File	/E1	1,993	
36" x 30" Offset 18"	Box/Lateral File	/F1	2,022	
12" x 36"	Single Door	/G1	\$1,622	
12" x 36"	Box/File	/H1	1,752	
18" x 36"	Box/Box/Box	/I1	1,915	
18" x 36"	Box/File	/J1	1,868	
36" x 36"	Box/Lateral File	/K1	2,247	
36" x 36" Offset 18"	Box/Lateral File	/L1	2,277	

Configuration – L Shape Workstations

Element 2 of 5 – Desk Modesty Panel

Composed of Desk Modesty Panel, Finished Both Sides



Size	Selection Code 2	12" H Price	How To Order:
For 60" Desks	/A2	\$440	Element 2 - Desk Modesty Panel Please Specify: 1. Selection Code 2 for Desk Modesty Panel
For 66" Desks	/B2	452	
For 72" Desks	/C2	464	
For 78" Desks	/D2	476	
For 84" Desks	/E2	494	
For 96" Desks	/F2	524	

Element 3 of 5 - Return Top

Return Top mounts flush with, and abutts to, Desk Top




Size W x D x H 1.25"	Selection Code 3	Price	How To Order:
42" x 19"	/A3	\$531	Element 3 – Return Top Please Specify: 1. Selection Code 3 for Return Top a. Return Wire Manager Location \$301 Left -WL or Right -WR \$602 Both -WB
48" x 19"	/B3	544	
54" x 19"	/C3	568	
60" x 19"	/D3	584	
66" x 19"	/E3	600	
72" x 19"	/F3	616	
78" x 19"	/G3	741	
84" x 19"	/H3	753	
90" x 19"	/I3	786	
96" x 19"	/J3	798	
42" x 25"	/K3	518	
48" x 25"	/L3	530	
54" x 25"	/M3	656	
60" x 25"	/N3	669	
66" x 25"	/O3	884	
72" x 25"	/P3	901	
78" x 25"	/Q3	910	
84" x 25"	/R3	923	
90" x 25"	/S3	935	
96" x 25"	/T3	946	

Configuration – L Shape Workstations

Element 4 of 5 - Return Pedestal (OPTION 1) with 4" Riser (see next page for Option 2)

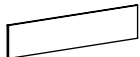
Plinth Base, 4" Riser with Inlay, Face Lock



W x D x H 27.75"	Drawer Configuration	Selection Code 4	Price	How To Order:
With 4" Riser				Element 4 - Return Pedestal with Riser Please Specify: 1. Selection Code 4 for Drawer Configuration
12" x 18"	Single Open Shelf	/A4-18	\$784	
12" x 18"	Single Door	/B4-18	993	
12" x 18"	Box/File	/C4-18	1,218	
18" x 18"	Single Open Shelf	/D4-18	882	
18" x 18"	Single Door	/E4-18	1,155	
18" x 18"	Box/Box/Box	/F4-18	1,465	
18" x 18"	Box/File	/G4-18	1,388	
36" x 18"	Double Open Shelf	/H4-18	1,371	
36" x 18"	Double Door	/I4-18	1,235	
36" x 18"	Box/Lateral File	/J4-18	1,650	
36" x 18" Offset 18"	Box/Lateral File	/K4-18	1,680	
12" x 24"	Single Open Shelf	/A4-24	952	
12" x 24"	Single Door	/B4-24	1,136	
12" x 24"	Box/File	/C4-24	1,394	
18" x 24"	Single Open Shelf	/D4-24	1,105	
18" x 24"	Single Door	/E4-24	1,313	
18" x 24"	Box/Box/Box	/F4-24	1,632	
18" x 24"	Box/File	/G4-24	1,554	
36" x 24"	Double Open Shelf	/H4-24	1,695	
36" x 24"	Double Door	/I4-24	1,516	
36" x 24"	Box/Lateral File	/J4-24	2,231	
36" x 24" Offset 18"	Box/Lateral File	/K4-24	2,259	

Element 5 of 5 - Return Modesty Panel

Use with Option 1 above




Size	Selection Code 5	12" H Price	How To Order:
For 42" Return	/A5	\$278	Element 5 - Return Modesty Panel Please Specify: 1. Selection Code 5 for Return Modesty Panel
For 48" Return	/B5	285	
For 54" Return	/C5	318	
For 60" Return	/D5	384	
For 66" Return	/E5	452	
For 72" Return	/F5	464	
For 78" Return	/G5	484	
For 84" Return	/H5	497	
For 90" Return	/I5	508	
For 96" Return	/J5	521	

Configuration – L Shape Workstations

Element 4 of 5 - Return Pedestal (OPTION 2) Standard Height (see previous page for Option 1)

Plinth Base, Standard Height Pedestal, Face Lock



W x D x H 27.75"	Drawer Configuration	Selection Code 4	Price	How To Order:
Standard Height				Element 4 - Return Pedestal Standard Height Please Specify: 1. Selection Code 4 for Drawer Configuration
12" x 18"	Single Open Shelf	/L4-18	\$812	
12" x 18"	Single Door	/M4-18	973	
12" x 18"	Box/Box/File	/N4-18	1,332	
12" x 18"	File/File	/O4-18	1,262	
18" x 18"	Single Open Shelf	/P4-18	865	
18" x 18"	Single Door	/Q4-18	1,195	
18" x 18"	Box/Box/File	/R4-18	1,451	
18" x 18"	File/File	/S4-18	1,455	
36" x 18"	Double Open Shelf	/T4-18	1,097	
36" x 18"	Double Door	/U4-18	1,341	
36" x 18"	Lateral/Lateral	/V4-18	1,727	
12" x 24"	Single Open Shelf	/L4-24	874	
12" x 24"	Single Door	/M4-24	1,038	
12" x 24"	Box/Box/File	/N4-24	1,437	
12" x 24"	File/File	/O4-24	1,338	
18" x 24"	Single Open Shelf	/P4-24	1,008	
18" x 24"	Single Door	/Q4-24	1,262	
18" x 24"	Box/Box/File	/R4-24	1,518	
18" x 24"	File/File	/S4-24	1,523	
36" x 24"	Double Open Shelf	/T4-24	1,366	
36" x 24"	Double Door	/U4-24	1,420	
36" x 24"	Lateral/Lateral	/V4-24	1,835	

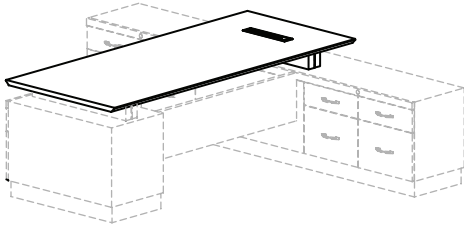
Element 5 of 5 - Return Modesty Panel

Use with Option 2 above

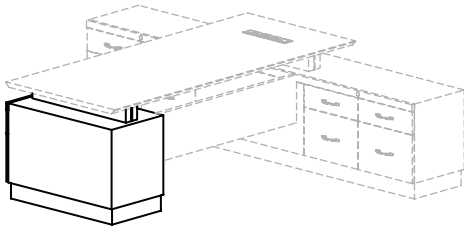


Size	Selection Code 5	Price	How To Order:
For 42" Returns	/K5	\$334	Element 5 - Return Modesty Panel Please Specify: 1. Selection Code 5 for Return Modesty Panel
For 48" Returns	/L5	340	
For 54" Returns	/M5	379	
For 60" Returns	/N5	413	
For 66" Returns	/O5	446	
For 72" Returns	/P5	481	
For 78" Returns	/Q5	512	
For 84" Returns	/R5	558	
For 90" Returns	/S5	599	
For 96" Returns	/T5	614	

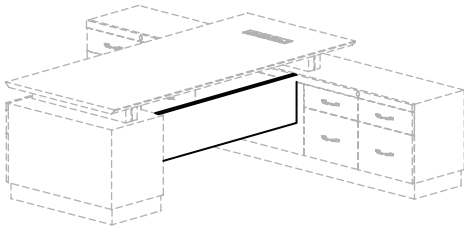
Configuration - T Shape Workstations



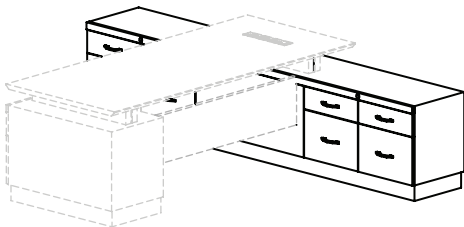
FOUNDATION - Desk Top



Element 1 - Desk Pedestal



Element 2 - Desk Modesty Panel



Element 3 - Extension Cabinets

How To Specify and Order T Shape Workstations

The T Shape Workstations are comprised of 4 separate components shown on the facing page beginning with the FOUNDATION.

- Desk Top
- Connecting Cabinet
- Face Lock
- Wire Manager
- Wood Species
- Finish Code
- Workstation Orientation
- Desk Top Wire Manager Location
- Code for Credenza Depth

These specifications are all required to order the entire configuration.

Elements 1-3 and all Element options are specified with **Selection Codes** to create a complete **T Shape Workstation**.

An Example and Directions regarding how to specify are described below. Simply follow the directions for specifying each Element to build your complete T Shape Configuration. Other Configurations are described on the following pages.

EXAMPLE:

T Shape Workstation

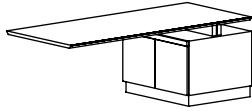
78" x 30" Desk with a Box/File Pedestal, User Side 42"x18", Cabinet with (2) Box/File Pedestals, Guest Side 42" x 18"

Component	Description	Code	Price
FOUNDATION - T Shape Workstation	a. Wood Species and Finish (see page 4 for code)	78" x 30"	R/DDT/03078/AV \$2,924
	b. Workstation Orientation (from users side)	Left	-LH
	c. Desk Top Wire Manager Location	Left	-WL 301
	d. Code for Connecting Pedestal Depth	18" Deep	-18
Element 1 of 3 - Desk Pedestal	selection code 1: Box/File	18" x 30"	/D1 1,654
Element 2 of 3 - Modesty Panel	selection code 2: Modesty Panel	For 78" Desk	/B2 476
Element 3 of 3 - Extension Cabinets	selection code 3: User Side Box/File	18" x 18"	/F3-US 1,344
	selection code 3: Guest Side Box/File	18" x 18"	/F3-GS 1,344
Desk total			\$8,043

Configuration – T Shape Workstations

FOUNDATION – Desk Top and Connecting Pedestal

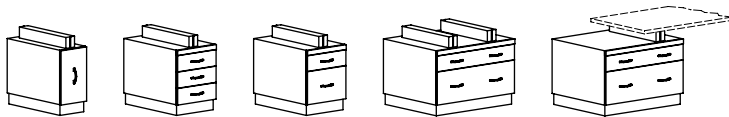
Composed of Desk Top, Connecting Pedestal



Desk Top Size W x D x H 29"	Model Number	Connecting Cabinet Depth		How To Order:
		18"D Price	24"D Price	
72" x 30"	R/DTT/03072/AV	\$2,512	N/A	FOUNDATION Please Specify: 1. Model Number a. Wood Species and Finish Code See Page 4 for Code. b. Workstation Orientation (from users side) Cabinet Pedestal Location On: Left -LH Right -RH c. Desk Top Wire Manager Location \$301 Left -WL or Right -WR \$602 Both -WB d. Code for Connecting Pedestal Depth 18" deep -18 24" deep -24
78" x 30"	R/DTT/03078/AV	2,668	\$2,924	
84" x 30"	R/DTT/03084/AV	2,728	2,984	
96" x 30"	R/DTT/03096/AV	2,757	3,015	
72" x 36"	R/DTT/03672/AV	2,725	2,982	
78" x 36"	R/DTT/03678/AV	2,959	3,216	
84" x 36"	R/DTT/03684/AV	3,019	3,563	
96" x 36"	R/DTT/03696/AV	3,392	3,678	

Element 1 of 3 - Desk Pedestal

Composed of Pedestal with Box/File Drawers, Face Lock

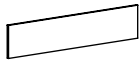


W x D x H 27.75"	Drawer Configuration	Selection Code 1	Price	How To Order:
12" x 30"	Single Door	/A1	\$1,388	Element 1 - Desk Pedestal Please Specify: 1. Selection Code 1 for Desk Pedestal
12" x 30"	Box/File	/B1	1,491	
18" x 30"	Box/Box/Box	/C1	1,701	
18" x 30"	Box/File	/D1	1,654	
36" x 30"	Box/Lateral File	/E1	2,082	
36" x 30" Offset 18"	Box/Lateral File	/F1	2,113	
12" x 36"	Single Door	/G1	1,592	
12" x 36"	Box/File	/H1	1,722	
18" x 36"	Box/Box/Box	/I1	1,885	
18" x 36"	Box/File	/J1	1,838	
36" x 36"	Box/Lateral File	/K1	2,337	
36" x 36" Offset 18"	Box/Lateral File	/L1	2,368	

Configuration – T Shape Workstations

Element 2 of 3 - Modesty Panel

Composed of Desk Modesty Panel



Size	Selection Code 2	12" H Price	How To Order:
For 72" Desks	/A2	\$464	Element 2 - Modesty Panel Please Specify: 1. Selection Code 2 for Modesty Panel
For 78" Desks	/B2	476	
For 84" Desks	/C2	494	
For 96" Desks	/D2	506	

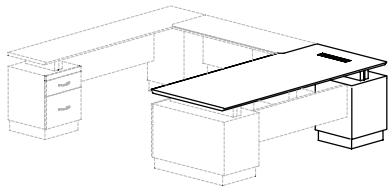
Element 3 of 3 - Extension Cabinets

Composed of Drawer, Door, Open Shelf Cabinets, Face Lock

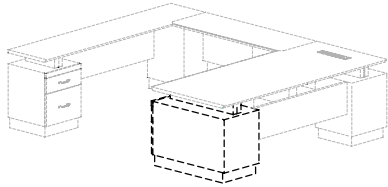


W x D x H 23.75"	Drawer Configuration	Selection Code 3	Price	How To Order:
12" x 18"	Single Open Shelf	/A3	\$783	Element 3 - Extension Cabinets Please Specify: 1. Selection Code 3 for Extension Cabinets on Users Side -US a. Configure cabinets from left to right 2. Selection Code 3 for Extension Cabinets on Guests Side -GS a. Configure cabinets from left to right
12" x 18"	Single Door	/B3	1,010	
12" x 18"	Box/File	/C3	1,175	
18" x 18"	Single Open Shelf	/D3	911	
18" x 18"	Single Door	/E3	1,172	
18" x 18"	Box/File	/F3	1,344	
36" x 18"	Double Open Shelf	/G3	1,429	
36" x 18"	Double Door	/H3	1,323	
36" x 18"	Box/Lateral File	/I3	1,678	
12" x 24"	Single Open Shelf	/J3	\$980	
12" x 24"	Single Door	/K3	1,136	
12" x 24"	Box/File	/L3	1,304	
18" x 24"	Single Open Shelf	/M3	1,148	
18" x 24"	Single Door	/N3	1,340	
18" x 24"	Box/File	/O3	1,521	
36" x 24"	Double Open Shelf	/P3	1,723	
36" x 24"	Double Door	/Q3	1,575	
36" x 24"	Box/Lateral File	/R3	2,259	

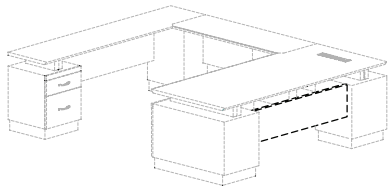
Configuration - U Shape Workstations



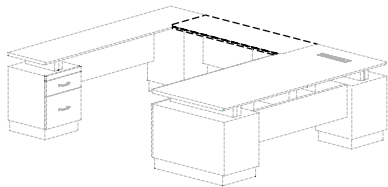
FOUNDATION - Tier Desk



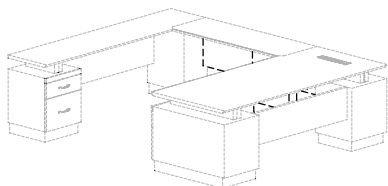
Element 1: Desk Pedestal



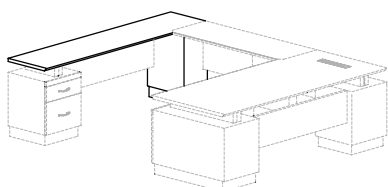
Element 2: Modesty Panel



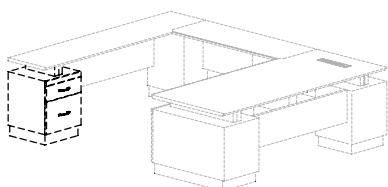
Element 3: Bridge Top



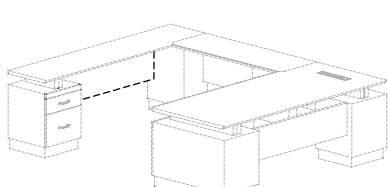
Element 4: Bridge Modesty Panel



Element 5: Kneespace Corner Pedestal & Backwall Credenza Top



Element 6: Credenza Pedestal



Element 7: Credenza Modesty Panel

How To Specify and Order U Shape Workstations

The **U Shape Workstations** are comprised of 8 separate components shown on the facing page beginning with the FOUNDATION.

- Desk Top
- Kneespace Corner Pedestal
- Wire Manager
- Wood Species
- Finish Code
- Workstation Orientation
- Desk Top Wire Manager Location

These specifications are all required to order the entire configuration.

Elements 1-7 and all Element options are specified with **Selection Codes** to create a complete **U Shape Workstation**.

An Example and Directions regarding how to specify are described below. Simply follow the directions for specifying each Element to build your complete U Shape Configuration. Other Configurations are described on the following pages.

EXAMPLE:

U Shape Workstation

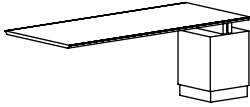
72" x 36" Desk with a Box/File Pedestal, 48" x 18" Return with a standard modesty panel, 72" x 18" Kneespace Credenza with an 18" w Box/File Pedestal

Component	Description	Code	Price
FOUNDATION - U Shape Workstation	a. Wood Species and Finish (see page 4 for code) 72" x 36"	R/DDU/07236/AV	\$2,234
	b. Workstation Orientation (from users side) Left	-LH	
	c. Desk Top Wire Manager Location Left	-WL	301
Element 1 of 7 - Desk Pedestal	selection code 1: Box/File 18" x 36"	/J1	1,868
Element 2 of 7 - Desk Modesty Panel	selection code 2: Desk Modesty Panel For 72" Desk	/C2	464
Element 3 of 7 - Bridge Top	selection code 3: Bridge Top 48" x 19"	/C3	580
Element 4 of 7 - Bridge Modesty Panel	selection code 4: Bridge Modesty Panel For 48" Bridge	/C4	788
Element 5 of 7 - Back Wall Credenza Top	selection code 5: Back Wall Credenza Top 72"	/C5	1,598
	a. Code for Credenza Depth 19"	-19	
	b. Credenza Wire Manager Location None		
Element 6 of 7 - Credenza Pedestal	selection code 6: Box/File 18" x 18"	/B6	1,544
Element 7 of 7 - Credenza Modesty Panel	selection code 7: Bridge Modesty Panel For 72" Credenza	/C7	464
Desk total			\$9,840

Configuration – U Shape Workstations

FOUNDATION – Desk Top and Kneespace Corner Pedestal

Composed of Desk Top, Kneespace Corner Pedestal with Technology Access Door



Size W x D x H 29"	Model Number	Price	How To Order:
60" x 30"	R/DDU/06030/AV	\$1,813	FOUNDATION Please Specify: 1. Model Number a Wood Species and Finish Code See Page 4 for Code. b Workstation Orientation (from users side) Kneespace Pedestal Location On: Left -LH Right -RH c. Desk Top Wire Manager Location \$301 Left -WL or Right -WR \$602 Both -WB
66" x 30"	R/DDU/06630/AV	2,033	
72" x 30"	R/DDU/07230/AV	2,039	
78" x 30"	R/DDU/07830/AV	2,081	
84" x 30"	R/DDU/08430/AV	2,129	
96" x 30"	R/DDU/09630/AV	2,226	
60" x 36"	R/DDU/06036/AV	2,163	
66" x 36"	R/DDU/06636/AV	2,191	
72" x 36"	R/DDU/07236/AV	2,234	
78" x 36"	R/DDU/07836/AV	2,277	
84" x 36"	R/DDU/08436/AV	2,337	
96" x 36"	R/DDU/09636/AV	2,410	

Element 1 of 7 - Desk Pedestal

Composed of Pedestal with Box or File Drawers, Face Lock

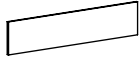


Size W x D x H 27.75"	Drawer Configuration	Selection Code 1	Price	How To Order:
12" x 30"	Single Door	/A1	\$1,388	Element 1 – Desk Pedestal Please Specify: 1. Selection Code 1 for Desk Pedestal
12" x 30"	Box/File	/B1	1,520	
18" x 30"	Box/Box/Box	/C1	1,730	
18" x 30"	Box/File	/D1	1,683	
36" x 30"	Box/Lateral File	/E1	1,993	
36" x 30" Offset 18"	Box/Lateral File	/F1	2,022	
12" x 36"	Single Door	/G1	1,622	
12" x 36"	Box/File	/H1	1,752	
18" x 36"	Box/Box/Box	/I1	1,915	
18" x 36"	Box/File	/J1	1,868	
36" x 36"	Box/Lateral File	/K1	2,247	
36" x 36" Offset 18"	Box/Lateral File	/L1	2,277	

Configuration – U Shape Workstations

Element 2 of 7 – Desk Modesty Panel

Composed of Desk Modesty Panel



Size	Selection Code 2	12" H Price	How To Order:
For 60" Desks	/A2	\$440	Element 2 – Desk Modesty Panel Please Specify: 1. Selection Code 2 for Desk Modesty Panel
For 66" Desks	/B2	452	
For 72" Desks	/C2	464	
For 78" Desks	/D2	476	
For 84" Desks	/E2	494	
For 96" Desks	/F2	506	

Element 3 of 7 - Bridge Top

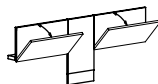
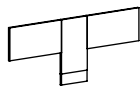
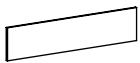
Bridge Top mounts flush with, and abutts to, Desk and Credenza Tops



W x D x H 1.25"	Selection Code 3	Price	How To Order:
36" x 19"	/A3	\$371	Element 3 – Bridge Top Please Specify: 1. Selection Code 3 for Bridge Top
42" x 19"	/B3	549	
48" x 19"	/C3	580	
54" x 19"	/D3	626	
36" x 25"	/E3	566	
42" x 25"	/F3	650	
48" x 25"	/G3	680	
54" x 25"	/H3	828	

Element 4 of 7 - Bridge Modesty Panel

Bridge Modesty Panel extends under desk top to connect with kneespace corner pedestal. Finished on both sides.



For 36"/42" Bridge For 48"/54" Panels
Bridge Modesty Panel

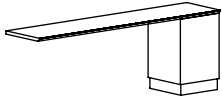
Wire Access Panels
Wire Management Access Panels

W x D x H 12"	Selection Code 4	Price	How To Order:
Bridge Modesty Panel			Element 4 - Bridge Modesty Panel Please Specify: 1. Selection Code 4 for Bridge Modesty Panel
For 36" Bridge	/A4	\$448	
For 42" Bridge	/B4	533	
For 48" Bridge	/C4	788	
For 54" Bridge	/D4	818	
Wire Access Modesty Panel			
For 36" Bridge	/E4	\$569	
For 42" Bridge	/F4	653	
For 48" Bridge	/G4	963	
For 54" Bridge	/H4	993	

Configuration – U Shape Workstations

Element 5 of 7 – Backwall Credenza Tops

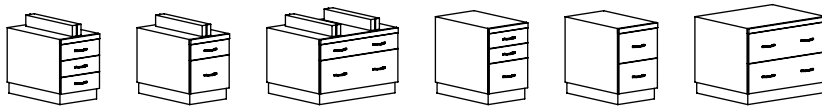
Composed of Credenza Top, Kneespace Corner Pedestal



Size W x H 29"	Selection Code 5	19"D Price	25"D Price	How To Order:
60"	/A5	\$1,477	\$1,905	Credenza Top Please Specify: 1. Selection Code 5 for Backwall Credenza Top a. Code for Credenza Depth 19" deep -19 25" deep -25 b. Credenza Wire Manager Location \$301 Left -WL or Right -WR \$602 Both -WB
66"	/B5	1,538	1,965	
72"	/C5	1,598	2,024	
78"	/D5	1,745	2,057	
84"	/E5	1,805	2,117	
90"	/F5	1,886	2,178	
96"	/G5	1,946	2,494	
102"	/H5	2,292	2,550	
108"	/I5	2,352	2,610	
114"	/J5	2,412	2,671	
120"	/K5	2,472	2,731	

Element 6 of 7 - Credenza Pedestal

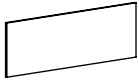
Composed of Pedestal, Face Lock



W x D x H 27.75"	Selection Code 6	Price	How To Order:
With 4" Riser			Credenza Pedestal Please Specify: 1. Selection Code 6 for Credenza Pedestals a. If using multiple pedestals, configure from left to right.
18" x 18"	Box/Box/Box	/A6 \$1,574	
18" x 18"	Box/File	/B6 1,544	
36" x 18"	Box/Lateral File	/C6 2,225	
18" x 24"	Box/Box/Box	/D6 1,740	
18" x 24"	Box/File	/E6 1,710	
36" x 24"	Box/Lateral File	/F6 2,284	
Standard Height			
18" x 18"	Box/Box/File	/G6 \$1,750	
18" x 18"	File/File	/H6 1,586	
36" x 18"	Lateral/Lateral	/I6 2,269	
18" x 24"	Box/Box/File	/J6 1,845	
18" x 24"	File/File	/K6 1,751	
36" x 24"	Lateral/Lateral	/L6 2,328	

Configuration – U Shape Workstations

Element 7 of 7 – Credenza Modesty Panel

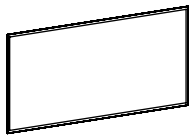


Size	Selection Code 7	12" H Price	How To Order:
Pedestals with 4" Riser			Element 7 – Credenza Modesty Panel Please Specify: 1. Selection Code 7 for Credenza Modesty Panel
60"	/A7	\$384	
66"	/B7	429	
72"	/C7	464	
78"	/D7	484	
84"	/E7	503	
90"	/F7	508	
96"	/G7	521	
102"	/H7	542	
108"	/I7	563	
114"	/J7	584	
120"	/K7	605	

Size	Selection Code 7	16" H Price
Pedestals Standard Height		
60"	/L7	\$397
66"	/M7	464
72"	/N7	476
78"	/O7	497
84"	/P7	515
90"	/Q7	521
96"	/R7	532
102"	/S7	553
108"	/T7	565
114"	/U7	576
120"	/V7	588

Wall Mounted Tackboards

Wood Frame Fabric Tackboard



D 1.25"		Standard	Standard	Standard
		COM	COM	COM
		12"H	18"H	24"H
W x	Model Number	Price	Price	Price
12"	R/DTW/01200/AV	\$333	\$385	\$418
18"	R/DTW/01800/AV	385	410	454
24"	R/DTW/02400/AV	418	454	491
30"	R/DTW/03000/AV	513	540	573
36"	R/DTW/03600/AV	571	674	777
42"	R/DTW/04200/AV	657	743	830
48"	R/DTW/04800/AV	722	803	884
54"	R/DTW/05400/AV	834	863	903
60"	R/DTW/06000/AV	895	935	963
66"	R/DTW/06600/AV	965	994	1,030
72"	R/DTW/07200/AV	1,025	1,061	1,095
78"	R/DTW/07800/AV	1,093	1,128	1,195
84"	R/DTW/08400/AV	1,158	1,224	1,260
90"	R/DTW/09000/AV	1,238	1,289	1,322
96"	R/DTW/09600/AV	1,303	1,350	1,397

How To Order:

Element 1 - Wood Frame Fabric Tackboards

Please Specify:

1. Model Number

a. Wood Species and Finish Code

See Page 4 for Code.

b. Code for Tackboard Height

12" high -**12**

18" high -**18**

24" high -**24**

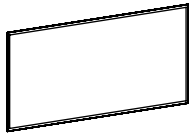
c. Fabric Color or COM

Any C.F. Stinson - Pattern "Mira" may be ordered.

COM -**OM**

Wall Mounted Tackboards

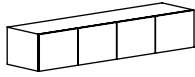
ColorCoat Frame Fabric Tackboard



D 1.25"		Standard COM 12"H	Standard COM 18"H	Standard COM 24"H	How To Order:
W	Model Number	Price	Price	Price	
12"	R/DTC/01200/AV	\$327	\$371	\$405	<p>Element 1 – ColorCoat Frame Fabric Tackboards</p> <p>Please Specify:</p> <p>1. Model Number</p> <p>a. ColorCoat Color Silver Fog -C1 Shadow Grey -C2 Cirrus White -C4</p> <p>b. Code for Tackboard Height 12" high -12 18" high -18 24" high -24</p> <p>c. Fabric Color or COM Any C.F. Stinson - Pattern "Mira" may be ordered. COM -OM</p>
18"	R/DTC/01800/AV	371	398	439	
24"	R/DTC/02400/AV	405	439	492	
30"	R/DTC/03000/AV	513	539	573	
36"	R/DTC/03600/AV	571	642	657	
42"	R/DTC/04200/AV	655	711	736	
48"	R/DTC/04800/AV	720	771	785	
54"	R/DTC/05400/AV	801	832	896	
60"	R/DTC/06000/AV	862	926	956	
66"	R/DTC/06600/AV	958	987	1,022	
72"	R/DTC/07200/AV	1,017	1,053	1,088	
78"	R/DTC/07800/AV	1,086	1,120	1,183	
84"	R/DTC/08400/AV	1,151	1,208	1,248	
90"	R/DTC/09000/AV	1,229	1,272	1,311	
96"	R/DTC/09600/AV	1,294	1,332	1,385	

Wall Mounted Overheads

Overhead Cabinets and Door Options



includes task lights

W x D x H	Model Number	Open Shelving Price	Wood Door Price	Glass Door Price	ColorCoat Door Price	How To Order:
1 Door						Element 1 – Overheads Please Specify: 1. Model Number a. Wood Species and Finish Code See Page 4 for Code. b. Code for Open Shelving or Doors Open Shelving -OP Wood Door -WD ColorCoat Doors -C1 Silver Fog color Glass Doors -10 Brushed Aluminum Frame With Glass Frosted Water White c. For single door cabinets: Hinge on Left -LH Hinge on Right -RH Optional 1. Wood Door Options - No upcharge a. For styling contrast, wood doors may be ordered in any standard wood specie and color without upcharge, See Page 4 for Code.. Note on order "Contrast Wood Doors" 2. ColorCoat Door Options - No Upcharge a. Other colors Silver Fog -C1 Shadow Grey -C2 Cirrus White -C4 3. Glass Door Options - No Upcharge a. Brushed Aluminum Frame With Glass: Frosted Water White -10 Back Painted Gloss White -11 Back Painted Gloss Black -12 b. Frameless Glass: Frosted Water White -20 Back Painted Gloss White -21 Back Painted Gloss Black -22
12" x 15" x 13.5"	R/DOH/01213/AV	\$687	\$664	\$911	\$602	
12" x 15" x 18"	R/DOH/01218/AV	754	747	987	666	
12" x 15" x 24"	R/DOH/01224/AV	852	868	1,099	775	
12" x 15" x 30"	R/DOH/01230/AV	957	1,001	1,241	888	
1 Door						
18" x 15" x 13.5"	R/DOH/01813/AV	\$815	\$818	\$1,053	\$737	
18" x 15" x 18"	R/DOH/01818/AV	875	891	1,126	798	
18" x 15" x 24"	R/DOH/01824/AV	933	1,085	1,214	859	
18" x 15" x 30"	R/DOH/01830/AV	1,001	1,168	1,279	923	
2 Door						
36" x 15" x 13.5"	R/DOH/03613/AV	\$1,129	\$1,362	\$1,618	\$1,116	
36" x 15" x 18"	R/DOH/03618/AV	1,196	1,444	1,700	1,180	
36" x 15" x 24"	R/DOH/03624/AV	1,256	1,517	1,835	1,241	
36" x 15" x 30"	R/DOH/03630/AV	1,400	1,642	1,871	1,283	
3 Door						
54" x 15" x 13.5"	R/DOH/05413/AV	\$1,273	\$1,559	\$1,977	\$1,331	
54" x 15" x 18"	R/DOH/05418/AV	1,317	1,611	2,023	1,351	
54" x 15" x 24"	R/DOH/05424/AV	1,437	1,761	2,251	1,469	
54" x 15" x 30"	R/DOH/05430/AV	1,635	1,956	2,387	1,601	
4 Door						
72" x 15" x 13.5"	R/DOH/07213/AV	\$1,595	\$1,946	\$2,463	\$1,635	
72" x 15" x 18"	R/DOH/07218/AV	1,654	1,945	2,574	1,709	
72" x 15" x 24"	R/DOH/07224/AV	1,737	2,092	2,797	1,792	
72" x 15" x 30"	R/DOH/07230/AV	2,086	2,476	3,052	2,051	
5 Door						
90" x 15" x 13.5"	R/DOH/09013/AV	\$1,814	\$2,166	\$3,003	\$1,975	
90" x 15" x 18"	R/DOH/09018/AV	1,874	2,237	3,074	2,001	
90" x 15" x 24"	R/DOH/09024/AV	1,995	2,382	3,337	2,084	
90" x 15" x 30"	R/DOH/09030/AV	2,307	2,718	3,548	2,293	

Note: All Overheads require mounting to studs or blocking.
 An overhead configuration may contain separate cabinets in varying heights.
 These may be mounted in 3 ways:

City Scape: Cabinet bottoms aligned flush

Flush Top: Cabinet tops aligned flush

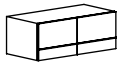
Freeform: Cabinet tops and bottoms aligned at different heights.

If you need assistance in specifying/ordering please call Customer Service
 800.242.2443

Wall Mounted Overheads

Option – Inlay for Wood Doors

Brushed Aluminum Inlay 1/4" H, Mounted Horizontally 4" from bottom of door



	Selection Code 1	Price	How To Order:
1 Door	/A1	\$149	Optional Inlay for Wood Doors Please Specify: 1. Selection Code 1
2 Door	/B1	168	
3 Door	/C1	187	
4 Door	/D1	207	
5 Door	/E1	226	

Option - Wood Cornice Top - H 1.25"



	W x D x H	Selection Code 2	Price	How To Order:
1 Door	12" x 16" x 1.25"	/A2	\$280	Optional Wood Cornice Top Please Specify: 1. Selection Code 2
1 Door	18" x 16" x 1.25"	/B2	356	
2 Door	36" x 16" x 1.25"	/C2	483	
3 Door	54" x 16" x 1.25"	/D2	584	
4 Door	72" x 16" x 1.25"	/E2	685	
5 Door	90" x 16" x 1.25"	/F2	824	

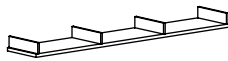
Option - ColorCoat Under-Mount Shelf - H 5"



12"/18"/36" W



54"/72" W

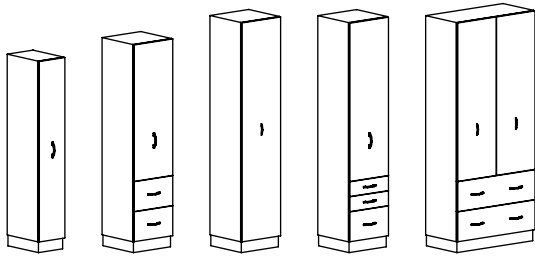


90" W

	W x D x H	Selection Code 3	Price	How To Order:
1 Door	12" x 15" x 5"	/A3	\$296	Optional ColorCoat Under-Mount Shelf Please Specify: 1. Selection Code 3 Risers are ColorCoat - Silver Fog
1 Door	18" x 15" x 5"	/B3	372	
2 Door	36" x 15" x 5"	/C3	500	
3 Door	54" x 15" x 5"	/D3	602	
4 Door	72" x 15" x 5"	/E3	705	
5 Door	90" x 15" x 5"	/F3	845	

Tower Storage and File Cabinets

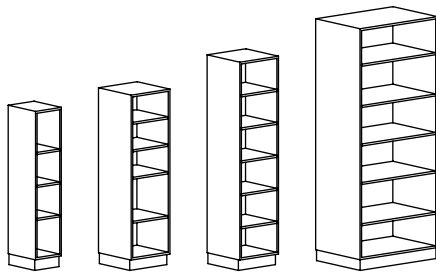
Cabinets: Application as an Element in a Configuration or Free Standing Element



W x H	Description	Model Number	19"D Price	25"D Price	How To Order:
12" x 54"	Wardrobe with hooks	R/DFT/01254/AV	\$1,821	\$2,048	<p>Element 1 - Storage Cabinets Please Specify:</p> <p>1. Model Number</p> <p>a. Wood Species and Finish Code See Page 4 for Code.</p> <p>b. Code for Cabinet Depth 19" deep -19 25" deep -25</p> <p>c. For 12"W and 18"W cabinets: Hinge on Left -LH Hinge on Right -RH</p> <p>d. Application Element in a Configuration -EL Free Standing Element -FS</p> <p>Optional</p> <p>1. Wood Cornice Top Adds 1 1/4"H and 1"D</p> <p>19"D Cabinets</p> <p>12"W -4C \$347 18"W -5C \$414 36"W -6C \$571</p> <p>25"D Cabinets</p> <p>12"W -7C \$416 18"W -8C \$520 36"W -9C \$701</p>
12" x 54"	Full Height Door with Shelves	R/DGT/01254/AV	1,945	2,180	
18" x 54"	Wardrobe	R/DFT/01854/AV	2,009	2,266	
18" x 54"	Full Height Door with Shelves	R/DGT/01854/AV	2,147	2,417	
18" x 54"	Upper Door and Box/Box/File	R/DHT/01854/AV	2,468	2,733	
18" x 54"	Upper Door and File/File	R/DIT/01854/AV	2,537	2,804	
36" x 54"	Upper Doors and Lateral/Lateral	R/DJT/03654/AV	3,047	3,264	
12" x 60"	Wardrobe	R/DFT/01260/AV	1,849	2,076	
12" x 60"	Full Height Door with Shelves	R/DGT/01260/AV	2,004	2,231	
18" x 60"	Wardrobe	R/DFT/01860/AV	2,021	2,279	
18" x 60"	Full Height Door with Shelves	R/DGT/01860/AV	2,160	2,422	
18" x 60"	Upper Door and Box/Box/File	R/DHT/01860/AV	2,510	2,775	
18" x 60"	Upper Door and File/File	R/DIT/01860/AV	2,579	2,786	
36" x 60"	Upper Doors and Lateral/Lateral	R/DJT/03660/AV	2,771	3,019	
12" x 72"	Wardrobe	R/DFT/01272/AV	1,861	2,087	
12" x 72"	Full Height Door with Shelves	R/DGT/01272/AV	2,016	2,243	
18" x 72"	Wardrobe	R/DFT/01872/AV	2,033	2,290	
18" x 72"	Full Height Door with Shelves	R/DGT/01872/AV	2,171	2,434	
18" x 72"	Upper Door and Box/Box/File	R/DHT/01872/AV	2,492	2,757	
18" x 72"	Upper Door and File/File	R/DIT/01872/AV	2,561	2,828	
36" x 72"	Upper Doors and Lateral/Lateral	R/DJT/03672/AV	3,071	3,289	
12" x 84"	Wardrobe	R/DFT/01284/AV	1,873	2,100	
12" x 84"	Full Height Door with Shelves	R/DGT/01284/AV	2,029	2,255	
18" x 84"	Wardrobe	R/DFT/01884/AV	2,242	2,499	
18" x 84"	Full Height Door with Shelves	R/DGT/01884/AV	2,380	2,643	
18" x 84"	Upper Door and Box/Box/File	R/DHT/01884/AV	2,701	2,966	
18" x 84"	Upper Door and File/File	R/DIT/01884/AV	2,770	3,037	
36" x 84"	Upper Doors and Lateral/Lateral	R/DJT/03684/AV	3,280	3,498	

Tower Open Shelving Cabinets

Open Shelving: Application as an Element in a Configuration or Free Standing Element



All Wood Cabinets

W x H	Shelf Configuration	Model Number	All Wood Cabinets			How To Order:
			15 1/4"D Price	18 1/4"D Price	24 3/4"D Price	
12" x 54"	1 Fixed/2 Adjustable	R/DBC/01254/AV	\$1,232	\$1,317	\$1,586	Element 1 - Open Shelving Cabinets Please Specify: 1. Model Number a. Wood Species and Finish Code See Page 4 for Code. b. Code for Cabinet Depth 15 1/4" deep -16 18 1/4" deep -19 24 1/4" deep -25 c. Application Element in a Configuration -EL Free Standing Element -FS
18" x 54"	1 Fixed/2 Adjustable	R/DBC/01854/AV	1,376	1,467	1,783	
36" x 54"	1 Fixed/2 Adjustable	R/DBC/03654/AV	1,855	1,817	2,225	
12" x 60"	1 Fixed/3 Adjustable	R/DBC/01260/AV	1,460	1,329	1,597	
18" x 60"	1 Fixed/3 Adjustable	R/DBC/01860/AV	1,449	1,479	1,794	
36" x 60"	1 Fixed/3 Adjustable	R/DBC/03660/AV	2,000	1,908	2,351	
12" x 72"	1 Fixed/4 Adjustable	R/DBC/01272/AV	1,423	1,473	1,800	
18" x 72"	1 Fixed/4 Adjustable	R/DBC/01872/AV	1,605	1,752	2,177	
36" x 72"	1 Fixed/4 Adjustable	R/DBC/03672/AV	2,653	2,497	3,176	
12" x 84"	2 Fixed/4 Adjustable	R/DBC/01284/AV	1,569	1,566	1,923	
18" x 84"	2 Fixed/4 Adjustable	R/DBC/01884/AV	1,792	1,819	2,275	
36" x 84"	2 Fixed/4 Adjustable	R/DBC/03684/AV	2,384	2,534	3,212	

**Wood Exterior Cabinets
With Black Cabinet Liner Interiors**

W x H	Shelf Configuration	Model Number	Wood Exterior Cabinets With Black Cabinet Liner Interiors		
			15 1/4"D Price	18 1/4"D Price	24 3/4"D Price
12" x 54"	1 Fixed/2 Adjustable	R/DBK/01254/AV	\$1,078	\$1,214	\$1,355
18" x 54"	1 Fixed/2 Adjustable	R/DBK/01854/AV	1,131	1,268	1,418
36" x 54"	1 Fixed/2 Adjustable	R/DBK/03654/AV	1,272	1,422	1,587
12" x 60"	1 Fixed/3 Adjustable	R/DBK/01260/AV	1,152	1,294	1,433
18" x 60"	1 Fixed/3 Adjustable	R/DBK/01860/AV	1,211	1,348	1,497
36" x 60"	1 Fixed/3 Adjustable	R/DBK/03660/AV	1,360	1,510	1,684
12" x 72"	1 Fixed/4 Adjustable	R/DBK/01272/AV	1,272	1,413	1,553
18" x 72"	1 Fixed/4 Adjustable	R/DBK/01872/AV	1,337	1,474	1,633
36" x 72"	1 Fixed/4 Adjustable	R/DBK/03672/AV	1,519	1,687	1,907
12" x 84"	2 Fixed/4 Adjustable	R/DBK/01284/AV	1,339	1,481	1,867
18" x 84"	2 Fixed/4 Adjustable	R/DBK/01884/AV	1,407	1,545	1,950
36" x 84"	2 Fixed/4 Adjustable	R/DBK/03684/AV	1,591	1,760	2,225

Optional

1. Wood Cornice Top

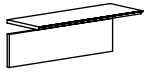
Adds 1 1/4"H and 1"D

15 1/4"D Cabinets		
12"W	-1C	\$308
18"W	-2C	\$355
36"W	-3C	\$516
18 1/4"D Cabinets		
12"W	-4C	\$353
18"W	-5C	\$400
36"W	-6C	\$538
24 1/4"D Cabinets		
12"W	-7C	\$428
18"W	-8C	\$512
36"W	-9C	\$673

Options for L Shape Workstations

Optional Element 3 for L Shape Workstations - Return Top for Direct Connect to any Tower

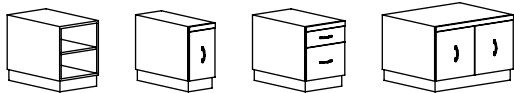
Return Top mounts flush with, and abutts to, Desk Top and connects directly to any Tower (see previous two pages)



W x H 1.25"	Model Number	18"D Price	24"D Price	How To Order:
30"	R/DRC/03012/AV	\$560	\$621	Element 1 – Return Top Connector Please Specify: 1. Model Number a. Wood Species and Finish Code See Page 4 for Code. b. Code for Return Top Depth 18" deep -18 24" deep -24 Note: Includes 12"H Modesty Panel
36"	R/DRC/03612/AV	657	718	
42"	R/DRC/04212/AV	756	826	

Extension Cabinets for Guest Side of L Shape Desk

Composed of Drawer, Door, Open Shelf Cabinets, Face Lock

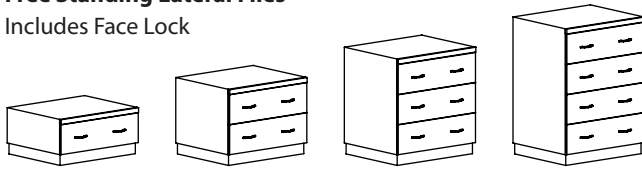


W x H 23.75"	Drawer Configuration	Model Number	18"D Price	24"D Price	How To Order:
12" x 23.75"	Single Open Shelf	R/DCA/01224/AV	\$623	\$675	Element 3 – Extension Cabinets Please Specify: 1. Model Number a. Wood Species and Finish Code See Page 4 for Code. b. Code for File Depth 18" deep -18 24" deep -24 c. Application Element in a Configuration -EL Free Standing Element -FS
12" x 23.75"	Single Door	R/DCB/01224/AV	693	738	
12" x 23.75"	Box/File	R/DCC/01224/AV	879	946	
18" x 23.75"	Single Open Shelf	R/DCA/01824/AV	686	779	
18" x 23.75"	Single Door	R/DCB/01824/AV	722	795	
18" x 23.75"	Box/File	R/DCC/01824/AV	935	1,003	
36" x 23.75"	Double Open Shelf	R/DCA/03624/AV	836	965	
36" x 23.75"	Double Door	R/DCB/03624/AV	908	981	
36" x 23.75"	Box/Lateral File	R/DCC/03624/AV	1,113	1,180	

Free Standing Lateral Files/Mobile Pedestals

Free Standing Lateral Files

Includes Face Lock



W x H	Description	Model Number	18"D Price	24"D Price	How To Order:
36" x 18"	1 Lateral High	R/DLA/01818/AV	\$1,129	\$1,222	Element 1 – Free Standing Lateral Files Please Specify: 1. Model Number a. Wood Species and Finish Code See Page 4 for Code. b. Code for File Depth 18" deep -18 24" deep -24 Note: All lateral files include Cornice Top
36" x 29"	2 Lateral High	R/DLA/01829/AV	1,377	1,572	
36" x 36"	3 Lateral High	R/DLA/01836/AV	1,612	1,766	
36" x 42"	4 Lateral High	R/DLA/01842/AV	1,824	2,027	

Mobile Pedestal with Casters

Includes Face Lock



W x H	Drawer Configuration	Model Number	18"D Price	24"D Price	How To Order:
18" x 18"	File	R/DMP/01818/AV	\$1,071	\$1,191	Element 1 – Mobile Pedestal Please Specify: 1. Model Number a. Wood Species and Finish Code See Page 4 for Code. b. Code for File Depth 18" deep -18 24" deep -24
18" x 29"	File/File	R/DMP/01829/AV	1,278	1,398	
24" x 29"	File/File	R/DMP/02429/AV	1,450	1,562	

Cushion 2"H

Optional cushion for use with 18"H File



W x H	Description	Model Number	18"D Price	24"D Price	How To Order:
18" x 2"	Cushion	R/DLB/01802/AV	\$890	\$1,052	Element 1 – Seat Cushion for 18"H File Please Specify: 1. Model Number a. Code for Cushion Depth 18" deep -18 24" deep -24 b. Fabric Color or COM Any C.F. Stinson may be ordered. Paul Brayton COM -OM
24" x 2"	Cushion	R/DLB/02402/AV	812	1,024	
36" x 2"	Cushion	R/DLB/03602/AV	1,086	1,384	

NEVERS® | The Complete Meeting Room™

14125 21st Avenue North, Minneapolis, Minnesota 55447

P: 763.553.1632 | 800.242.2443 | F: 763.553.1770 | 800.258.5591

www.nevers.com

©2011 Nevers Industries, Inc.
Nevers is a registered trademark
of Nevers Industries, Inc.
LIT06027